



Bridgetown-Greenbushes - Compliance Audit Return 2016

Certified Copy of Return

Please submit a signed copy to the Director General of the Department of Local Government and Communities together with a copy of section of relevant minutes.

Commercial Enterprises by Local Governments					
No	Reference	Question	Response	Comments	Respondent
1	s3.59(2)(a)(b)(c) F&G Reg 7,9	Has the local government prepared a business plan for each major trading undertaking in 2016.	N/A		Tim Clynych
2	s3.59(2)(a)(b)(c) F&G Reg 7,10	Has the local government prepared a business plan for each major land transaction that was not exempt in 2016.	N/A		Tim Clynych
3	s3.59(2)(a)(b)(c) F&G Reg 7,10	Has the local government prepared a business plan before entering into each land transaction that was preparatory to entry into a major land transaction in 2016.	N/A		Tim Clynych
4	s3.59(4)	Has the local government given Statewide public notice of each proposal to commence a major trading undertaking or enter into a major land transaction for 2016.	N/A		Tim Clynych
5	s3.59(5)	Did the Council, during 2016, resolve to proceed with each major land transaction or trading undertaking by absolute majority.	N/A		Tim Clynych



Delegation of Power / Duty					
No	Reference	Question	Response	Comments	Respondent
1	s5.16, 5.17, 5.18	Were all delegations to committees resolved by absolute majority.	N/A		Glen Norris
2	s5.16, 5.17, 5.18	Were all delegations to committees in writing.	N/A		Glen Norris
3	s5.16, 5.17, 5.18	Were all delegations to committees within the limits specified in section 5.17.	N/A		Glen Norris
4	s5.16, 5.17, 5.18	Were all delegations to committees recorded in a register of delegations.	N/A		Glen Norris
5	s5.18	Has Council reviewed delegations to its committees in the 2015/2016 financial year.	Yes		Glen Norris
6	s5.42(1),5.43 Admin Reg 18G	Did the powers and duties of the Council delegated to the CEO exclude those as listed in section 5.43 of the Act.	Yes		Glen Norris
7	s5.42(1)(2) Admin Reg 18G	Were all delegations to the CEO resolved by an absolute majority.	Yes		Glen Norris
8	s5.42(1)(2) Admin Reg 18G	Were all delegations to the CEO in writing.	Yes		Glen Norris
9	s5.44(2)	Were all delegations by the CEO to any employee in writing.	Yes		Glen Norris
10	s5.45(1)(b)	Were all decisions by the Council to amend or revoke a delegation made by absolute majority.	Yes		Glen Norris
11	s5.46(1)	Has the CEO kept a register of all delegations made under the Act to him and to other employees.	Yes		Glen Norris
12	s5.46(2)	Were all delegations made under Division 4 of Part 5 of the Act reviewed by the delegator at least once during the 2015/2016 financial year.	Yes		Glen Norris
13	s5.46(3) Admin Reg 19	Did all persons exercising a delegated power or duty under the Act keep, on all occasions, a written record as required.	Yes		Glen Norris

Disclosure of Interest					
No	Reference	Question	Response	Comments	Respondent
1	s5.67	If a member disclosed an interest, did he/she ensure that they did not remain present to participate in any discussion or decision-making procedure relating to the matter in which the interest was disclosed (not including participation approvals granted under s5.68).	Yes		Glen Norris
2	s5.68(2)	Were all decisions made under section 5.68(1), and the extent of participation allowed, recorded in the minutes of Council and Committee meetings.	N/A		Glen Norris



No	Reference	Question	Response	Comments	Respondent
3	s5.73	Were disclosures under section 5.65 or 5.70 recorded in the minutes of the meeting at which the disclosure was made.	Yes		Glen Norris
4	s5.75(1) Admin Reg 22 Form 2	Was a primary return lodged by all newly elected members within three months of their start day.	N/A		Glen Norris
5	s5.75(1) Admin Reg 22 Form 2	Was a primary return lodged by all newly designated employees within three months of their start day.	N/A		Glen Norris
6	s5.76(1) Admin Reg 23 Form 3	Was an annual return lodged by all continuing elected members by 31 August 2016.	Yes		Glen Norris
7	s5.76(1) Admin Reg 23 Form 3	Was an annual return lodged by all designated employees by 31 August 2016.	Yes		Glen Norris
8	s5.77	On receipt of a primary or annual return, did the CEO, (or the Mayor/ President in the case of the CEO's return) on all occasions, give written acknowledgment of having received the return.	Yes		Glen Norris
9	s5.88(1)(2) Admin Reg 28	Did the CEO keep a register of financial interests which contained the returns lodged under section 5.75 and 5.76	Yes		Glen Norris
10	s5.88(1)(2) Admin Reg 28	Did the CEO keep a register of financial interests which contained a record of disclosures made under sections 5.65, 5.70 and 5.71, in the form prescribed in Administration Regulation 28.	Yes		Glen Norris
11	s5.88 (3)	Has the CEO removed all returns from the register when a person ceased to be a person required to lodge a return under section 5.75 or 5.76.	Yes		Glen Norris
12	s5.88(4)	Have all returns lodged under section 5.75 or 5.76 and removed from the register, been kept for a period of at least five years, after the person who lodged the return ceased to be a council member or designated employee.	Yes		Glen Norris
13	s5.103 Admin Reg 34C & Rules of Conduct Reg 11	Where an elected member or an employee disclosed an interest in a matter discussed at a Council or committee meeting where there was a reasonable belief that the impartiality of the person having the interest would be adversely affected, was it recorded in the minutes.	N/A		Glen Norris
14	s5.70(2)	Where an employee had an interest in any matter in respect of which the employee provided advice or a report directly to the Council or a Committee, did that person disclose the nature of that interest when giving the advice or report.	Yes		Glen Norris



No	Reference	Question	Response	Comments	Respondent
15	s5.70(3)	Where an employee disclosed an interest under s5.70(2), did that person also disclose the extent of that interest when required to do so by the Council or a Committee.	Yes		Glen Norris
16	s5.103(3) Admin Reg 34B	Has the CEO kept a register of all notifiable gifts received by Council members and employees.	Yes		Glen Norris

Disposal of Property

No	Reference	Question	Response	Comments	Respondent
1	s3.58(3)	Was local public notice given prior to disposal for any property not disposed of by public auction or tender (except where excluded by Section 3.58(5)).	N/A		Glen Norris
2	s3.58(4)	Where the local government disposed of property under section 3.58(3), did it provide details, as prescribed by section 3.58(4), in the required local public notice for each disposal of property.	N/A		Glen Norris

Elections

No	Reference	Question	Response	Comments	Respondent
1	Elect Reg 30G (1)	Did the CEO establish and maintain an electoral gift register and ensure that all 'disclosure of gifts' forms completed by candidates and received by the CEO were placed on the electoral gift register at the time of receipt by the CEO and in a manner that clearly identifies and distinguishes the candidates.	Yes		Glen Norris

Finance

No	Reference	Question	Response	Comments	Respondent
1	s7.1A	Has the local government established an audit committee and appointed members by absolute majority in accordance with section 7.1A of the Act.	Yes	Committee established in November 2015 for a term of office expiring on 21 October 2017	Glen Norris
2	s7.1B	Where a local government determined to delegate to its audit committee any powers or duties under Part 7 of the Act, did it do so by absolute majority.	N/A		Glen Norris
3	s7.3	Was the person(s) appointed by the local government to be its auditor, a registered company auditor.	Yes		Glen Norris
4	s7.3, 7.6(3)	Was the person or persons appointed by the local government to be its auditor, appointed by an absolute majority decision of Council.	Yes	Audit contract extended for a 2 year period in June 2016 for the period 1/7/16 - 30/6/18	Glen Norris



No	Reference	Question	Response	Comments	Respondent
5	Audit Reg 10	Was the Auditor's report for the financial year ended 30 June 2016 received by the local government within 30 days of completion of the audit.	Yes		Glen Norris
6	s7.9(1)	Was the Auditor's report for the financial year ended 30 June 2016 received by the local government by 31 December 2016.	Yes	15 December 2016	Glen Norris
7	S7.12A(3)	Where the local government determined that matters raised in the auditor's report prepared under s7.9 (1) of the Act required action to be taken by the local government, was that action undertaken.	N/A		Michelle Larkworthy
8	S7.12A (4)	Where the local government determined that matters raised in the auditor's report (prepared under s7.9 (1) of the Act) required action to be taken by the local government, was a report prepared on any actions undertaken.	N/A		Michelle Larkworthy
9	S7.12A (4)	Where the local government determined that matters raised in the auditor's report (prepared under s7.9 (1) of the Act) required action to be taken by the local government, was a copy of the report forwarded to the Minister by the end of the financial year or 6 months after the last report prepared under s7.9 was received by the local government whichever was the latest in time.	N/A		Michelle Larkworthy
10	Audit Reg 7	Did the agreement between the local government and its auditor include the objectives of the audit.	Yes		Michelle Larkworthy
11	Audit Reg 7	Did the agreement between the local government and its auditor include the scope of the audit.	Yes		Michelle Larkworthy
12	Audit Reg 7	Did the agreement between the local government and its auditor include a plan for the audit.	Yes		Michelle Larkworthy
13	Audit Reg 7	Did the agreement between the local government and its auditor include details of the remuneration and expenses to be paid to the auditor.	Yes		Michelle Larkworthy
14	Audit Reg 7	Did the agreement between the local government and its auditor include the method to be used by the local government to communicate with, and supply information to, the auditor.	Yes		Michelle Larkworthy



Local Government Employees						
No	Reference	Question	Response	Comments	Respondent	
1	Admin Reg 18C	Did the local government approve the process to be used for the selection and appointment of the CEO before the position of CEO was advertised.	N/A		Glen Norris	
2	s5.36(4) s5.37(3), Admin Reg 18A	Were all vacancies for the position of CEO and other designated senior employees advertised and did the advertising comply with s.5.36(4), 5.37(3) and Admin Reg 18A.	N/A		Glen Norris	
3	Admin Reg 18F	Was the remuneration and other benefits paid to a CEO on appointment the same remuneration and benefits advertised for the position of CEO under section 5.36(4).	N/A		Glen Norris	
4	Admin Regs 18E	Did the local government ensure checks were carried out to confirm that the information in an application for employment was true (applicable to CEO only).	N/A		Glen Norris	
5	s5.37(2)	Did the CEO inform council of each proposal to employ or dismiss a designated senior employee.	Yes	Renewal of Contract of Employment for Executive Manager Works & Services (July 2016)	Glen Norris	



Official Conduct					
No	Reference	Question	Response	Comments	Respondent
1	s5.120	Where the CEO is not the complaints officer, has the local government designated a senior employee, as defined under s5.37, to be its complaints officer.	N/A		Tim Clynch
2	s5.121(1)	Has the complaints officer for the local government maintained a register of complaints which records all complaints that result in action under s5.110(6)(b) or (c).	Yes		Tim Clynch
3	s5.121(2)(a)	Does the complaints register maintained by the complaints officer include provision for recording of the name of the council member about whom the complaint is made.	Yes		Tim Clynch
4	s5.121(2)(b)	Does the complaints register maintained by the complaints officer include provision for recording the name of the person who makes the complaint.	Yes		Tim Clynch
5	s5.121(2)(c)	Does the complaints register maintained by the complaints officer include provision for recording a description of the minor breach that the standards panel finds has occurred.	Yes		Tim Clynch
6	s5.121(2)(d)	Does the complaints register maintained by the complaints officer include the provision to record details of the action taken under s5.110(6)(b) or (c).	Yes		Tim Clynch
Tenders for Providing Goods and Services					
No	Reference	Question	Response	Comments	Respondent
1	s3.57 F&G Reg 11	Did the local government invite tenders on all occasions (before entering into contracts for the supply of goods or services) where the consideration under the contract was, or was expected to be, worth more than the consideration stated in Regulation 11(1) of the Local Government (Functions & General) Regulations (Subject to Functions and General Regulation 11(2)).	N/A		Tim Clynch
2	F&G Reg 12	Did the local government comply with F&G Reg 12 when deciding to enter into multiple contracts rather than inviting tenders for a single contract.	N/A		Tim Clynch
3	F&G Reg 14(1) & (3)	Did the local government invite tenders via Statewide public notice.	N/A		Tim Clynch
4	F&G Reg 14 & 15	Did the local government's advertising and tender documentation comply with F&G Regs 14, 15 & 16.	N/A		Tim Clynch



No	Reference	Question	Response	Comments	Respondent
5	F&G Reg 14(5)	If the local government sought to vary the information supplied to tenderers, was every reasonable step taken to give each person who sought copies of the tender documents or each acceptable tenderer, notice of the variation.	N/A		Tim Clynch
6	F&G Reg 16	Did the local government's procedure for receiving and opening tenders comply with the requirements of F&G Reg 16.	N/A		Tim Clynch
7	F&G Reg 18(1)	Did the local government reject the tenders that were not submitted at the place, and within the time specified in the invitation to tender.	N/A		Tim Clynch
8	F&G Reg 18 (4)	In relation to the tenders that were not rejected, did the local government assess which tender to accept and which tender was most advantageous to the local government to accept, by means of written evaluation criteria.	N/A		Tim Clynch
9	F&G Reg 17	Did the information recorded in the local government's tender register comply with the requirements of F&G Reg 17.	N/A		Tim Clynch
10	F&G Reg 19	Was each tenderer sent written notice advising particulars of the successful tender or advising that no tender was accepted.	N/A		Tim Clynch
11	F&G Reg 21 & 22	Did the local governments' advertising and expression of interest documentation comply with the requirements of F&G Regs 21 and 22.	N/A		Tim Clynch
12	F&G Reg 23(1)	Did the local government reject the expressions of interest that were not submitted at the place and within the time specified in the notice.	N/A		Tim Clynch
13	F&G Reg 23(4)	After the local government considered expressions of interest, did the CEO list each person considered capable of satisfactorily supplying goods or services.	N/A		Tim Clynch
14	F&G Reg 24	Was each person who submitted an expression of interest, given a notice in writing in accordance with Functions & General Regulation 24.	N/A		Tim Clynch
15	F&G Reg 24AD(2)	Did the local government invite applicants for a panel of pre-qualified suppliers via Statewide public notice.	N/A		Tim Clynch
16	F&G Reg 24AD(4) & 24AE	Did the local government's advertising and panel documentation comply with F&G Regs 24AD(4) & 24AE.	N/A		Tim Clynch
17	F&G Reg 24AF	Did the local government's procedure for receiving and opening applications to join a panel of pre-qualified suppliers comply with the requirements of F&G Reg 16 as if the reference in that regulation to a tender were a reference to a panel application.	N/A		Tim Clynch



No	Reference	Question	Response	Comments	Respondent
18	F&G Reg 24AD(6)	If the local government sought to vary the information supplied to the panel, was every reasonable step taken to give each person who sought detailed information about the proposed panel or each person who submitted an application, notice of the variation.	N/A		Tim Clynch
19	F&G Reg 24AH(1)	Did the local government reject the applications to join a panel of pre-qualified suppliers that were not submitted at the place, and within the time specified in the invitation for applications.	N/A		Tim Clynch
20	F&G Reg 24AH(3)	In relation to the applications that were not rejected, did the local government assess which application(s) to accept and which application(s) were most advantageous to the local government to accept, by means of written evaluation criteria.	N/A		Tim Clynch
21	F&G Reg 24AG	Did the information recorded in the local government's tender register about panels of pre-qualified suppliers, comply with the requirements of F&G Reg 24AG.	N/A		Tim Clynch
22	F&G Reg 24AI	Did the local government send each person who submitted an application, written notice advising if the person's application was accepted and they are to be part of a panel of pre-qualified suppliers, or, that the application was not accepted.	N/A		Tim Clynch
23	F&G Reg 24E	Where the local government gave a regional price preference in relation to a tender process, did the local government comply with the requirements of F&G Reg 24E in relation to the preparation of a regional price preference policy (only if a policy had not been previously adopted by Council).	N/A		Tim Clynch
24	F&G Reg 24F	Did the local government comply with the requirements of F&G Reg 24F in relation to an adopted regional price preference policy.	Yes		Tim Clynch
25	F&G Reg 11A	Does the local government have a current purchasing policy in relation to contracts for other persons to supply goods or services where the consideration under the contract is, or is expected to be, \$150,000 or less.	Yes		Tim Clynch



I certify this Compliance Audit return has been adopted by Council at its meeting on _____

Signed Mayor / President, Bridgetown-
Greenbushes

Signed CEO, Bridgetown-Greenbushes

Dated

SHIRE OF BRIDGETOWN - GREENBUSHES

and

THE ESTATE OF MRS ELVEY MOYES, REPRESENTED BY MR ROBERT MOYES

LEASE

NELSON LOCATION 2313 MOCKERDILLUP ROAD, WANDILLUP

WESTERN AUSTRALIA

WANDILLUP BUSH FIRE SHED

LEASE

THIS LEASE dated _____ between **PERSON** and **PERSON of ADDRESS** Bridgetown, Western Australia ("the Lessor") AND THE **SHIRE OF BRIDGETOWN-GREENBUSHES** of Steere Street, Bridgetown, Western Australia ("the lessee").

1. Definitions

In this Lease, unless the contrary intention appears:

"Building" means the building or buildings constructed upon the Land;

"Commencement Date" means the date specified as such in the Schedule;

"Expiration Date" means the expiration date specified in the Schedule;

"Fittings" includes fixtures, fittings, partitions and equipment on the Premises;

"Land" means the Land described as such in the Schedule;

"Lessee's Covenants" means the covenants and agreements contained or implied in the Lease to be observed and performed by the Lessee;

"Permitted Use" means the permitted use of the premises more particularly specified in the Schedule;

"Premises" means the premises described as such in the Schedule;

"Services" means any water, gas, electricity, lighting, sanitary, hot water, air-conditioning and ventilation systems, security now or hereafter installed to serve the Premises and included all associated parts, fittings and accessories; and

"Term" means the term of this lease specified in the Schedule commencing on the commencement date and terminating on the expiration date.

2. Lease

- 2.1** The Lessor leases to the Lessee and the Lessee accepts a lease of the Land upon the terms and conditions in this Lease.

3. LESSEE'S COVENANTS

Rent

The Lessee shall pay to the Lessor the Rent on the Commencement Date and on each subsequent anniversary during the Term if and when demanded. The amount of rent is defined in the Schedule.

Services

The Lessee shall pay for all Services consumed or used by the Lessee on the Premises.

To Keep Land in Proper Order

The Lessee shall keep the land in proper order and not remove any trees, shrubs or bushes without previous written consent of the Lessor.

Not to Cause or Permit any Nuisance

The Lessee shall not cause or permit any public or private nuisance in or upon the land or anything which may cause unnecessary annoyance, inconvenience or disturbance to the Lessor or to the occupiers of neighbouring properties and in particular shall not deposit or permit to be deposited on the land any bottle, paper or rubbish of any kind unless in a receptacle provided for the purpose.

Maintenance

- i. At all times during the Term the Lessee shall maintain the premises in good condition.
- ii. All maintenance and repairs are the responsibility of the Lessee.
- iii. The Lessee shall keep the Premises and the Fittings clean and tidy, free from refuse.

Not void any Insurance Policy

The Lessee shall not do or permit or suffer to be done any act or thing upon the land whereby any insurance policy covering fire or other risk in connection with the land may be voided or stopped.

Indemnity

The Lessee agrees to indemnify the Lessor against all claims, actions, proceedings and suits whatsoever brought by or made against the Lessor by a third party when on or near the Premises caused or contributed to be the act, omission or negligence of the Lessee.

Insurance

- i. The Lessee shall adequately insure all buildings, structures and content;
- ii. The Lessee shall maintain adequate public risk insurance to the sum of not less than ten million dollars (\$10,000,000) for each accident, claim or event and extend cover to any person or damage to any person's property sustained when such person is using or entering or near any entrance, passage, stairway or window into the premises.

Requirements of Authority

The Lessor shall comply with all written law relating to the use of the Premises and the requirements of all its authorities given under such laws.

Use of Premises

The Lessee shall only use the Premises for the Permitted use without the permission of the Lessor being first sought and obtained.

No Assignment or sub-letting

The Lessee shall not assign, sublet or part with possession of the Premises or any body or person without permission of the Lessor being first sought and obtained.

The Lessee shall at the end of the Term deliver up the Premises in good condition with the option of removing the building and fitting being left to the discretion of the Lessee.

4. LESSOR'S COVENANT

Subject to the Lessee complying with the provisions of the Lease, the Lessor covenants with the Lessee that the Lessee may peacefully hold and enjoy the Premises during the Term without any interruption disturbance from the Lessor or any other person lawfully claiming through or under the Lessor.

5. MISCELLANEOUS

Either the Lessor or Lessee may terminate the lease with two(2) years written notification to the other party.

Severability

Any provision of this lease which is prohibited or unenforceable in law does not invalidate the remaining provisions of this lease.

GST

a. If GST is imposed or levied in respect of any supply by a party under or in accordance with this Lease (including the supply of the Premises or the supply of any goods, services, rights, benefits or other things) then the party making the supply may recover the GST amount from the party receiving the supply in addition to the Consideration. The party making the supply shall provide such invoices to the party receiving the supply as are required pursuant to the GST legislation.

b. In the above sub-clause:

"Consideration" means any amount or consideration payable or to be provided pursuant to any provision of this Lease other than this clause.

"GST" means any form of goods and services tax or similar value added tax.

"GST Amount" means the Consideration (after deducting the GST Exempt Component) multiplied by the rate.

"GST Exempt Component" means any part of the Consideration which solely related to a supply that is free or exempt from the imposition of GST.

"GST Legislation" means A New Tax Systems (Good and Services Tax) Act 1999 and any other legislation or regulation which imposes, levies, implements or varies a GST or any applicable rulings issued by the Commission of Taxation.

"Rate" means the rate at which GST Legislation from time to time imposes or levies GST on the relevant supply under this Lease.

"Supply" includes supply as defined under GST Legislation.

6. Interpretation

In this Lease unless the context indicated a contrary intention:

- a. words suggesting the singular include plural and vice versa;
- b. words suggesting any gender include any other gender;
- c. reference to a person include a company, corporation and unincorporated or incorporated association or statutory authority;
- d. headings used for clauses, paragraphs, subparagraphs, Schedules and the table of the contents are for reference only and will not affect the interpretation of the Lease;
- e. reference to laws include any modification or re-enactment of those laws, or any legislation provisions substituted for such laws, and all orders, local laws, planning schemes, by-laws, regulations and other statutory instruments issued under those laws;
- f. use of the words "includes" or "including" means without limitation, unless contrary intention appears.

If the Lessee desires to renew the Term and gives to the Lessor notice in writing not earlier than 6 months but not later than 3 calendar months prior to the expiration of the Term and if at the time of giving that notice and at the expiration of the Term there is no outstanding breach or non-observance of any of the Lessee's Covenants then the Lessor must grant to the Lessee a renewal of the Term for the further period specified in the Schedule and otherwise on the same terms and conditions contained in the Lease.

SCHEDULE

PARTICULARS

Item No	Description	Details
1.	The Lessee	The Shire of Bridgetown-Greenbushes
2.	The Lessor	Estate of Mrs Elvey Moyes represented by Mr Robert Moyes
3.	The Premises	Nelson Location 2313 Mockerdillup Road, Wandillup
4.	The Land	As per attached map
5.	The Term, Commencement Date & Expiration Date	5 year + 5 year extension
6.	Rent	One peppercorn per annum, payable upon demand
7.	Address for Services of Notices	PO Box 103, Bridgetown WA 6255
8.	Permitted Use	Fire Station

EXECUTED AS A DEED the day and year first hereinbefore written.

THE COMMON SEAL of SHIRE OF BRIDGETOWN-GREENBUSHES

Was hereunto affixed by the authority of Shire Council in the presence of:

SHIRE PRESIDENT

CHIEF EXECUTIVE OFFICER

Robert Moyes
SIGNED BY:

ROBERT MOYES ON BEHALF OF THE ESTATE OF ELVEY MOYES

IN THE PRESENCE OF:

Kylie Mason
WITNESS SIGNATURE

Kylie Moyes
WITNESS NAME



SHIRE OF BRIDGETOWN-GREENBUSHES

MONTHLY FINANCIAL REPORT

For the Period Ended 28 February 2017

LOCAL GOVERNMENT ACT 1995
LOCAL GOVERNMENT (FINANCIAL MANAGEMENT) REGULATIONS 1996

TABLE OF CONTENTS

Statement of Financial Activity by Program	1 - 2
Statement of Financial Activity By Nature or Type	3 - 4
Statement of Financial Activity By Sub Program	5 - 8
Note 1 Graphical Representations	9 - 10
Note 2 Net Current Funding Position	11
Note 3 Explanation of Material Variances	12 - 16
Note 4 Budget Amendments	17 - 18
Note 5 Cash and Investments	19
Note 6 Receivables	20
Note 7 Cash Backed Reserves	21
Note 8 Capital Disposals	22
Note 9 Capital Acquisitions	23 - 29
Note 10 Information on Borrowings	30 - 31
Note 11 Rating Information	32
Note 12 Trust	33

Detailed account schedules will be provided with financial reports to be presented at the following Council meetings:

October 2016

February 2017 (Budget Review)

April 2017

July 2017

SHIRE OF BRIDGETOWN-GREENBUSHES
STATEMENT OF FINANCIAL ACTIVITY
(Statutory Reporting by Program)
For the Period Ended 28 February 2017

	Note	Amended Annual Budget	Amended YTD Budget (a)	YTD Actual (b)	Var. \$ (b)-(a)	Var. % (b)-(a)/(a)
		\$	\$	\$	\$	%
Operating Revenues						
Governance		329	89	846	757	850.33%
General Purpose Funding - Rates		4,241,311	4,153,030	4,166,875	13,845	0.33%
General Purpose Funding - Other		1,980,179	1,460,382	1,453,793	(6,589)	(0.45%)
Law, Order and Public Safety		785,951	165,274	176,947	11,673	7.06%
Health		19,500	18,208	18,987	779	4.28%
Education and Welfare		8,509	259	583	324	125.01%
Housing		12,150	6,826	5,006	(1,820)	(26.67%)
Community Amenities		990,873	951,671	955,345	3,674	0.39%
Recreation and Culture		853,600	433,326	435,104	1,778	0.41%
Transport		2,805,084	1,705,068	1,471,476	(233,592)	(13.70%)
Economic Services		179,680	136,819	120,860	(15,959)	(11.66%)
Other Property and Services		177,431	98,218	158,458	60,240	61.33%
Total Operating Revenue		12,054,597	9,129,170	8,964,279	(164,891)	
Operating Expenses						
Governance		(945,850)	(618,887)	(589,871)	29,016	4.69%
General Purpose Funding		(119,228)	(70,872)	(67,384)	3,488	4.92%
Law, Order and Public Safety		(721,106)	(506,656)	(487,643)	19,013	3.75%
Health		(90,083)	(59,562)	(53,127)	6,435	10.80%
Education and Welfare		(206,155)	(139,014)	(143,321)	(4,307)	(3.10%)
Housing		(33,643)	(23,000)	(21,595)	1,405	6.11%
Community Amenities		(1,575,277)	(983,093)	(1,054,095)	(71,002)	(7.22%)
Recreation and Culture		(3,144,243)	(1,810,821)	(1,747,531)	63,290	3.50%
Transport		(3,842,133)	(2,518,323)	(2,434,434)	83,889	3.33%
Economic Services		(634,540)	(442,266)	(411,470)	30,796	6.96%
Other Property and Services		(180,866)	(65,848)	(189,089)	(123,241)	(187.16%)
Total Operating Expenditure		(11,493,124)	(7,238,342)	(7,199,560)	38,782	
Funding Balance Adjustments						
Add back Depreciation		3,746,456	2,497,441	2,500,404	2,963	
Adjust (Profit)/Loss on Asset Disposal	8	16,071	8,609	0	(8,609)	
Adjust Provisions and Accruals		0	0	1,824	1,824	
Net Cash from Operations		4,324,000	4,396,878	4,266,948	(129,930)	
Capital Revenues						
Proceeds from Disposal of Assets	8	113,500	52,500	45,000	(7,500)	(14.29%)
Total Capital Revenues		113,500	52,500	45,000	(7,500)	
Capital Expenses						
Land and Buildings		(606,532)	(329,408)	(204,940)	124,468	37.79%
Infrastructure - Roads		(1,624,913)	(1,022,652)	(679,497)	343,155	33.56%
Infrastructure - Footpaths		(82,457)	(34,000)	(10,748)	23,252	68.39%
Infrastructure - Drainage		(105,208)	(46,920)	(4,824)	42,096	89.72%
Infrastructure - Parks and Ovals		(116,580)	(9,900)	0	9,900	100.00%
Infrastructure - Bridges		(1,304,040)	(240,338)	(218,082)	22,256	9.26%
Infrastructure - Other		(144,292)	(84,688)	(60,220)	24,468	28.89%
Plant and Equipment		(1,131,250)	(333,050)	(287,142)	45,908	13.78%
Furniture and Equipment		(31,130)	(18,130)	(6,065)	12,065	66.55%
Total Capital Expenditure	9	(5,146,402)	(2,119,086)	(1,471,518)	647,568	

SHIRE OF BRIDGETOWN-GREENBUSHES
STATEMENT OF FINANCIAL ACTIVITY
(Statutory Reporting by Program)
For the Period Ended 28 February 2017

	Note	Amended Annual Budget	Amended YTD Budget (a)	YTD Actual (b)	Var. \$ (b)-(a)	Var. % (b)-(a)/(a)
		\$	\$	\$	\$	%
Net Cash from Capital Activities		(5,032,902)	(2,066,586)	(1,426,518)	640,068	
Financing						
Proceeds from New Debentures	10	0	0	0	0	
Self-Supporting Loan Principal	10	10,297	5,101	5,101	0	0.00%
Transfer from Reserves	7	819,290	361,033	361,033	0	0.00%
Repayment of Debentures	10	(263,182)	(130,380)	(130,380)	0	0.00%
Repayment of Finance Leases	10	(19,772)	(19,772)	(19,772)	0	0.00%
Transfer to Reserves	7	(459,694)	(26,503)	(26,503)	0	0.00%
Net Cash from Financing Activities		86,939	189,479	189,479	0	
Net Operations, Capital and Financing		(621,963)	2,519,771	3,029,909	510,138	
Opening Funding Surplus(Deficit)	2	610,113	610,113	625,996	15,883	
Closing Funding Surplus(Deficit)	2	(11,850)	3,129,884	3,655,904	526,021	

In accordance with Council's variance policy explanation of material variances are reported at sub program level.

This statement is to be read in conjunction with the accompanying Financial Statements and notes.

SHIRE OF BRIDGETOWN-GREENBUSHES
STATEMENT OF FINANCIAL ACTIVITY
(By Nature or Type)
For the Period Ended 28 February 2017

	Note	Amended Annual Budget	Amended YTD Budget (a)	YTD Actual (b)	Var. \$ (b)-(a)	Var. % (b)-(a)/(a)
		\$	\$	\$	\$	%
Operating Revenues						
Rates	11	4,130,711	4,060,601	4,079,812	19,211	0.47%
Operating Grants, Subsidies and Contributions		2,631,647	1,752,476	1,806,369	53,893	3.08%
Grants, Subsidies and Contributions for the Development of Assets		3,309,664	1,687,131	1,462,381	(224,750)	(13.32%)
Fees and Charges		1,650,736	1,418,178	1,365,339	(52,839)	(3.73%)
Interest Earnings		166,700	103,359	100,591	(2,768)	(2.68%)
Other Revenue		165,139	107,425	149,787	42,362	39.43%
Profit on Disposal of Assets	8	0	0	0	0	
Total Operating Revenue		12,054,597	9,129,170	8,964,279	(164,891)	
Operating Expenses						
Employee Costs		(4,334,333)	(2,633,782)	(2,733,190)	(99,408)	(3.77%)
Materials and Contracts		(2,541,995)	(1,445,083)	(1,299,184)	145,899	10.10%
Utility Charges		(216,467)	(140,413)	(157,342)	(16,929)	(12.06%)
Depreciation on Non-Current Assets		(3,746,456)	(2,497,441)	(2,500,404)	(2,963)	(0.12%)
Interest Expenses		(94,868)	(47,513)	(48,724)	(1,211)	(2.55%)
Insurance Expenses		(236,682)	(236,650)	(240,482)	(3,832)	(1.62%)
Other Expenditure		(306,252)	(228,851)	(220,234)	8,617	3.77%
Loss on Disposal of Assets	8	(16,071)	(8,609)	0	8,609	100.00%
Total Operating Expenditure		(11,493,124)	(7,238,342)	(7,199,560)	38,782	
Funding Balance Adjustments						
Add back Depreciation		3,746,456	2,497,441	2,500,404	2,963	
Adjust (Profit)/Loss on Asset Disposal	8	16,071	8,609	0	(8,609)	
Adjust Provisions and Accruals		0	0	1,824	1,824	
Net Cash from Operations		4,324,000	4,396,878	4,266,948	(129,930)	
Capital Revenues						
Proceeds from Disposal of Assets	8	113,500	52,500	45,000	(7,500)	(14.29%)
Total Capital Revenues		113,500	52,500	45,000	(7,500)	
Capital Expenses						
Land and Buildings		(606,532)	(329,408)	(204,940)	124,468	37.79%
Infrastructure - Roads		(1,624,913)	(1,022,652)	(679,497)	343,155	33.56%
Infrastructure - Footpaths		(82,457)	(34,000)	(10,748)	23,252	68.39%
Infrastructure - Drainage		(105,208)	(46,920)	(4,824)	42,096	89.72%
Infrastructure - Parks and Ovals		(116,580)	(9,900)	0	9,900	100.00%
Infrastructure - Bridges		(1,304,040)	(240,338)	(218,082)	22,256	9.26%
Infrastructure - Other		(144,292)	(84,688)	(60,220)	24,468	28.89%
Plant and Equipment		(1,131,250)	(333,050)	(287,142)	45,908	13.78%
Furniture and Equipment		(31,130)	(18,130)	(6,065)	12,065	66.55%
Total Capital Expenditure	9	(5,146,402)	(2,119,086)	(1,471,518)	647,568	
Net Cash from Capital Activities		(5,032,902)	(2,066,586)	(1,426,518)	640,068	

SHIRE OF BRIDGETOWN-GREENBUSHES
STATEMENT OF FINANCIAL ACTIVITY
(By Nature or Type)
For the Period Ended 28 February 2017

	Note	Amended Annual Budget	Amended YTD Budget (a)	YTD Actual (b)	Var. \$ (b)-(a)	Var. % (b)-(a)/(a)
		\$	\$	\$	\$	%
Financing						
Proceeds from New Debentures	10	0	0	0	0	
Self-Supporting Loan Principal	10	10,297	5,101	5,101	0	0.00%
Transfer from Reserves	7	819,290	361,033	361,033	0	0.00%
Repayment of Debentures	10	(263,182)	(130,380)	(130,380)	0	0.00%
Repayment of Finance Leases	10	(19,772)	(19,772)	(19,772)	0	0.00%
Transfer to Reserves	7	(459,694)	(26,503)	(26,503)	0	0.00%
Net Cash from Financing Activities		86,939	189,479	189,479	0	
Net Operations, Capital and Financing		(621,963)	2,519,771	3,029,909	510,138	
Opening Funding Surplus(Deficit)	2	610,113	610,113	625,996	15,883	
Closing Funding Surplus(Deficit)	2	(11,850)	3,129,884	3,655,904	526,021	

In accordance with Council's variance policy explanation of material variances are reported at sub program level.

This statement is to be read in conjunction with the accompanying Financial Statements and notes.

SHIRE OF BRIDGETOWN-GREENBUSHES
STATEMENT OF FINANCIAL ACTIVITY
(Statutory Reporting by Sub Program)
For the Period Ended 28 February 2017

	Amended Annual Budget	Amended YTD Budget (a)	YTD Actual (b)	Var. \$ (b)-(a)	Var. % (b)-(a)/(a)	Var.
Note	\$	\$	\$	\$	%	
Operating Revenues						
Governance						
Members of Council	50	0	0	0		
Other Governance	279	89	846	757	850.33%	
General Purpose Funding - Rates						
Rates	4,241,311	4,153,030	4,166,875	13,845	0.33%	
Other General Purpose Funding	1,980,179	1,460,382	1,453,793	(6,589)	(0.45%)	
Law, Order and Public Safety						
Fire Prevention	711,853	128,306	140,004	11,698	9.12%	▲
Animal Control	30,410	25,316	24,785	(531)	(2.10%)	
Other Law, Order and Public Safety	43,688	11,652	12,158	506	4.34%	
Health						
Prev Services - Inspection and Admin	19,500	18,208	18,987	779	4.28%	
Education and Welfare						
Other Education	509	259	583	324	125.01%	
Aged and Disabled - Other	4,000	0	0	0		
Other Welfare	4,000	0	0	0		
Housing						
Staff Housing	12,150	6,826	5,006	(1,820)	(26.67%)	▼
Community Amenities						
Sanitation - General Refuse	919,867	899,717	908,198	8,481	0.94%	
Sanitation - Other	50	0	200	200		
Sewerage	17,842	12,834	10,828	(2,006)	(15.63%)	▼
Urban Stormwater Drainage	11,364	11,364	11,364	(0)	0.00%	
Town Planning and Regional Develop	21,650	14,428	9,641	(4,787)	(33.18%)	▼
Other Community Amenities	20,100	13,328	15,115	1,787	13.41%	▲
Recreation and Culture						
Public Halls and Civic Centres	19,809	13,209	15,222	2,013	15.24%	▲
Swimming Areas and Beaches	1,818	1,818	1,818	0	(0.01%)	
Other Recreation and Sport	816,996	410,816	411,099	283	0.07%	
Libraries	9,680	6,408	5,606	(802)	(12.51%)	
Heritage	4,447	227	284	57	25.21%	
Other Culture	850	848	1,075	227	26.71%	
Transport						
Streets and Road Construction	2,635,134	1,543,944	1,304,644	(239,300)	(15.50%)	▼
Streets and Road Maintenance	169,100	160,556	166,372	5,816	3.62%	▲
Parking Facilities	850	568	110	(458)	(80.63%)	
Traffic Control	0	0	350	350		
Economic Services						
Tourism and Area Promotion	116,780	94,680	95,728	1,048	1.11%	
Building Control	52,400	35,475	21,640	(13,836)	(39.00%)	▼
Economic Development	500	0	0	0		
Other Economic Services	10,000	6,664	3,493	(3,171)	(47.59%)	▼
Other Property and Services						
Private Works	79,300	43,000	39,950	(3,050)	(7.09%)	▼
Plant Operation Costs	30,000	20,000	22,083	2,083	10.42%	▲
Salaries and Wages	5,000	3,328	790	(2,538)	(76.28%)	▼
Corporate Services Department	4,000	2,000	20,000	18,000	900.00%	▲
Admin and Finance Activity Units	47,143	23,570	22,949	(621)	(2.63%)	

SHIRE OF BRIDGETOWN-GREENBUSHES
STATEMENT OF FINANCIAL ACTIVITY
(Statutory Reporting by Sub Program)
For the Period Ended 28 February 2017

Note	Amended Annual Budget	Amended YTD Budget (a)	YTD Actual (b)	Var. \$ (b)-(a)	Var. % (b)-(a)/(a)	Var.
	\$	\$	\$	\$	%	
Operating Revenues (Continued)						
Community Services Department	1,938	1,288	1,267	(21)	(1.60%)	
Unclassified	10,050	5,032	51,418	46,386	921.82%	▲
Total Operating Revenue	12,054,597	9,129,170	8,964,279	(164,891)		
Operating Expenses						
Governance						
Members of Council	(330,192)	(219,581)	(199,276)	20,305	9.25%	▲
Other Governance	(615,658)	(399,306)	(390,594)	8,712	2.18%	
General Purpose Funding						
Rates	(118,146)	(70,570)	(67,287)	3,283	4.65%	
Other General Purpose Funding	(1,082)	(302)	(97)	205	67.88%	
Law, Order and Public Safety						
Fire Prevention	(575,487)	(411,155)	(417,888)	(6,733)	(1.64%)	
Animal Control	(72,321)	(46,230)	(27,110)	19,120	41.36%	▲
Other Law, Order and Public Safety	(73,298)	(49,271)	(42,645)	6,626	13.45%	▲
Health						
Maternal and Infant Health	(6,000)	(6,000)	(6,000)	0	0.00%	
Prev Services - Inspection and Admin	(74,832)	(47,391)	(44,849)	2,542	5.36%	▲
Preventative Services - Pest Control	(491)	(271)	0	271	100.00%	
Preventative Services - Other	(8,760)	(5,900)	(2,278)	3,622	61.39%	▲
Education and Welfare						
Other Education	(18,967)	(13,366)	(13,129)	237	1.77%	
Care of Families and Children	(45,266)	(34,909)	(55,589)	(20,680)	(59.24%)	▼
Aged and Disabled - Other	(106,618)	(66,789)	(46,238)	20,551	30.77%	▲
Other Welfare	(35,304)	(23,950)	(28,364)	(4,414)	(18.43%)	▼
Housing						
Staff Housing	(33,643)	(23,000)	(21,595)	1,405	6.11%	
Community Amenities						
Sanitation - General Refuse	(758,322)	(491,137)	(536,019)	(44,882)	(9.14%)	▼
Sanitation - Other	(37,890)	(20,913)	(14,632)	6,281	30.03%	▲
Sewerage	(53,007)	(35,461)	(18,984)	16,477	46.46%	▲
Urban Stormwater Drainage	(276,149)	(153,846)	(192,194)	(38,348)	(24.93%)	▼
Protection of Environment	(75,462)	(42,109)	(61,674)	(19,565)	(46.46%)	▼
Town Planning and Regional Develop	(188,726)	(122,793)	(123,492)	(699)	(0.57%)	
Other Community Amenities	(185,721)	(116,834)	(107,099)	9,735	8.33%	▲
Recreation and Culture						
Public Halls and Civic Centres	(150,838)	(100,121)	(89,979)	10,142	10.13%	▲
Swimming Areas and Beaches	(14,801)	(10,920)	(6,029)	4,891	44.79%	▲
Other Recreation and Sport	(2,421,254)	(1,342,031)	(1,322,417)	19,614	1.46%	
Television and Radio Re-Broadcasting	(5,623)	(1,533)	(1,654)	(121)	(7.92%)	
Libraries	(423,874)	(272,971)	(264,211)	8,760	3.21%	
Heritage	(87,526)	(52,927)	(44,529)	8,398	15.87%	▲
Other Culture	(40,327)	(30,318)	(18,713)	11,605	38.28%	▲
Transport						
Streets and Road Maintenance	(3,809,106)	(2,502,780)	(2,420,165)	82,615	3.30%	
Parking Facilities	(28,873)	(13,493)	(12,543)	950	7.04%	
Traffic Control	(3,154)	(1,050)	(726)	324	30.87%	
Aerodromes	(1,000)	(1,000)	(1,000)	0	0.00%	

SHIRE OF BRIDGETOWN-GREENBUSHES
STATEMENT OF FINANCIAL ACTIVITY
(Statutory Reporting by Sub Program)
For the Period Ended 28 February 2017

	Note	Amended Annual Budget	Amended YTD Budget (a)	YTD Actual (b)	Var. \$ (b)-(a)	Var. % (b)-(a)/(a)	Var.
		\$	\$	\$	\$	%	
Operating Expenses (Continued)							
Economic Services							
Tourism and Area Promotion		(397,436)	(286,829)	(263,157)	23,672	8.25%	▲
Building Control		(196,303)	(121,904)	(123,118)	(1,214)	(1.00%)	
Economic Development		(29,096)	(24,897)	(20,873)	4,024	16.16%	▲
Other Economic Services		(11,705)	(8,636)	(4,323)	4,313	49.95%	▲
Other Property and Services							
Private Works		(67,385)	(39,512)	(38,356)	1,156	2.93%	
Works and Services Management		0	1,222	14,607	13,385	1095.35%	▲
Waste Activity Unit		0	(844)	(5,987)	(5,143)	(609.31%)	▼
Works Activity Unit		0	4,688	(24,262)	(28,950)	(617.54%)	▼
Fleet Activity Unit		0	(1,259)	1,186	2,445	194.19%	▲
Plant Operation Costs		0	(8,625)	(23,325)	(14,700)	(170.44%)	▼
Salaries and Wages		(5,000)	22,447	24,150	1,703	(7.59%)	▲
Corporate Services Department		(4,000)	(4,034)	(3,257)	777	19.25%	
Chief Executive Office Department		0	11,675	(24,049)	(35,724)	(305.99%)	▼
Admin and Finance Activity Units		(47,143)	(28,444)	(28,444)	(0)	(0.00%)	
Planning and Environment Department		0	(2,807)	(19,125)	(16,318)	(581.33%)	▼
Community Services Department		(1,938)	(3,277)	(16,995)	(13,718)	(418.62%)	▼
Unclassified		(55,400)	(17,078)	(45,231)	(28,153)	(164.85%)	▼
Total Operating Expenditure		(11,493,124)	(7,238,342)	(7,199,560)	38,782		
Funding Balance Adjustments							
Add back Depreciation		3,746,456	2,497,441	2,500,404	2,963		
Adjust (Profit)/Loss on Asset Disposal	8	16,071	8,609	0	(8,609)		
Adjust Provisions and Accruals		0	0	1,824	1,824		
Net Cash from Operations		4,324,000	4,396,878	4,266,948	(129,930)		
Capital Revenues							
Proceeds from Disposal of Assets							
Governance							
Other Governance		18,000	0	0	0		
Community Amenities							
Sanitation - General Refuse		25,000	0	0	0		
Transport							
Road Plant Purchases		52,500	52,500	45,000	(7,500)	(14.29%)	▼
Economic Services							
Building Control		18,000	0	0	0		
Total Capital Revenues		113,500	52,500	45,000	(7,500)		
Capital Expenses							
Governance							
Members of Council		(5,000)	0	0	0		
Other Governance		(97,461)	(35,682)	(10,345)	25,337	71.01%	▲
Law, Order and Public Safety							
Fire Prevention		(537,043)	(30,500)	(26,317)	4,184	13.72%	▲
Other Law, Order and Public Safety		(27,200)	(2,200)	(1,632)	568	25.83%	
Housing							
Staff Housing		(27,979)	(5,000)	(6,902)	(1,902)	(38.03%)	▼

SHIRE OF BRIDGETOWN-GREENBUSHES
STATEMENT OF FINANCIAL ACTIVITY
(Statutory Reporting by Sub Program)
For the Period Ended 28 February 2017

	Note	Amended Annual Budget	Amended YTD Budget (a)	YTD Actual (b)	Var. \$ (b)-(a)	Var. % (b)-(a)/(a)	Var.
		\$	\$	\$	\$	%	
Capital Expenses (Continued)							
Community Amenities							
Sanitation - General Refuse		(306,929)	(151,929)	(128,312)	23,617	15.55%	▲
Urban Stormwater Drainage		(105,208)	(46,920)	(4,824)	42,096	89.72%	▲
Other Community Amenities		(62,003)	(43,137)	(12,397)	30,740	71.26%	▲
Recreation and Culture							
Public Halls and Civic Centres		(101,996)	(13,695)	(10,831)	2,864	20.92%	▲
Swimming Areas and Beaches		(80,940)	(24,004)	(19,061)	4,943	20.59%	▲
Other Recreation and Sport		(349,824)	(168,133)	(126,919)	41,214	24.51%	▲
Television and Radio Re-Broadcasting		(4,500)	(4,500)	0	4,500	100.00%	▲
Libraries		(10,479)	0	(2,897)	(2,897)		▼
Heritage		(29,657)	(29,656)	(9,266)	20,390	68.75%	▲
Transport							
Streets and Road Construction		(3,035,127)	(1,312,798)	(911,850)	400,948	30.54%	▲
Road Plant Purchases		(244,500)	(185,000)	(162,332)	22,668	12.25%	▲
Economic Services							
Tourism and Area Promotion		(10,347)	(10,347)	(22,861)	(12,514)	(120.94%)	▼
Building Control		(36,500)	0	0	0		
Other Property and Services							
Unclassified		(73,709)	(55,585)	(14,775)	40,811	73.42%	▲
Total Capital Expenditure	9	(5,146,402)	(2,119,086)	(1,471,518)	647,568		
Net Cash from Capital Activities							
		(5,032,902)	(2,066,586)	(1,426,518)	640,068		
Financing							
Proceeds from New Debentures	10	0	0	0	0		
Self-Supporting Loan Principal	10	10,297	5,101	5,101	0	0.00%	
Transfer from Reserves	7	819,290	361,033	361,033	0	0.00%	
Repayment of Debentures	10	(263,182)	(130,380)	(130,380)	0	0.00%	
Repayment of Finance Leases	10	(19,772)	(19,772)	(19,772)	0	0.00%	
Transfer to Reserves	7	(459,694)	(26,503)	(26,503)	0	0.00%	
Net Cash from Financing Activities		86,939	189,479	189,479	0		
Net Operations, Capital and Financing							
		(621,963)	2,519,771	3,029,909	510,138		
Opening Funding Surplus(Deficit)							
	2	610,113	610,113	625,996	15,883		
Closing Funding Surplus(Deficit)							
	2	(11,850)	3,129,884	3,655,904	526,021		

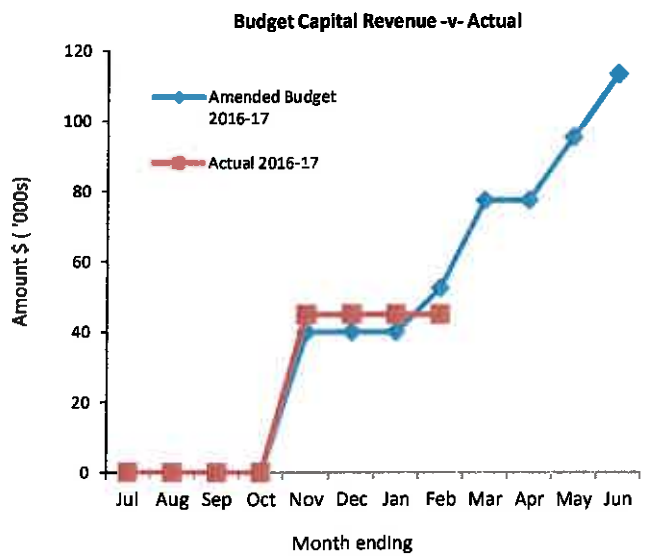
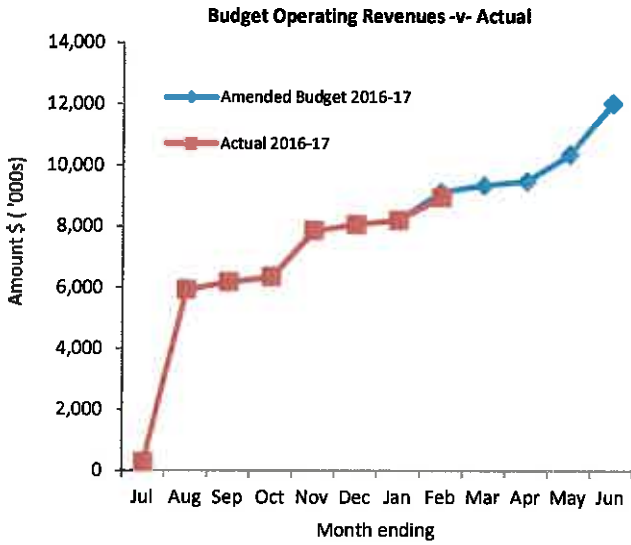
▼Deficit ▲Surplus - Indicates a variance between Year to Date (YTD) Budget and YTD Actual data as per the adopted materiality threshold. Refer to Note 3 for an explanation of the reasons for the variance.

This statement is to be read in conjunction with the accompanying Financial Statements and notes.

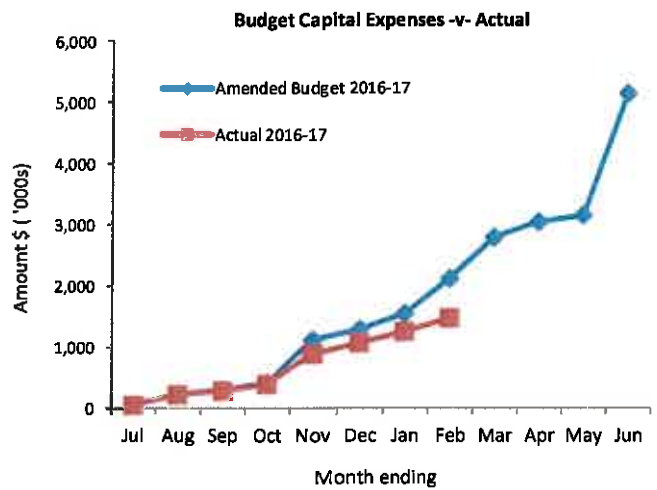
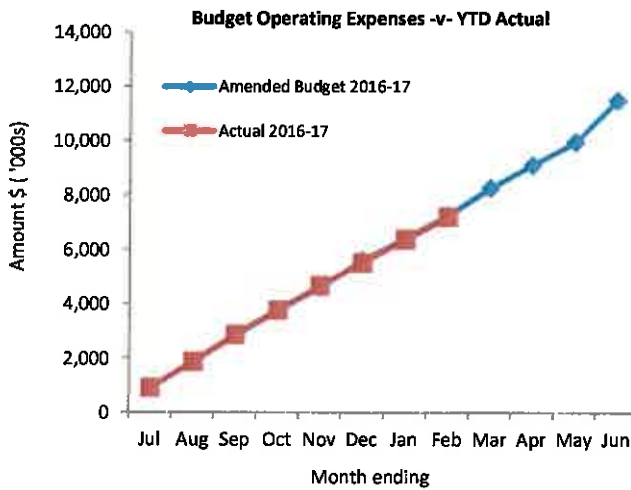
SHIRE OF BRIDGETOWN-GREENBUSHES
NOTES TO THE STATEMENT OF FINANCIAL ACTIVITY
For the Period Ended 28 February 2017

Note 1: GRAPHICAL REPRESENTATION - Source Statement of Financial Activity

Revenues



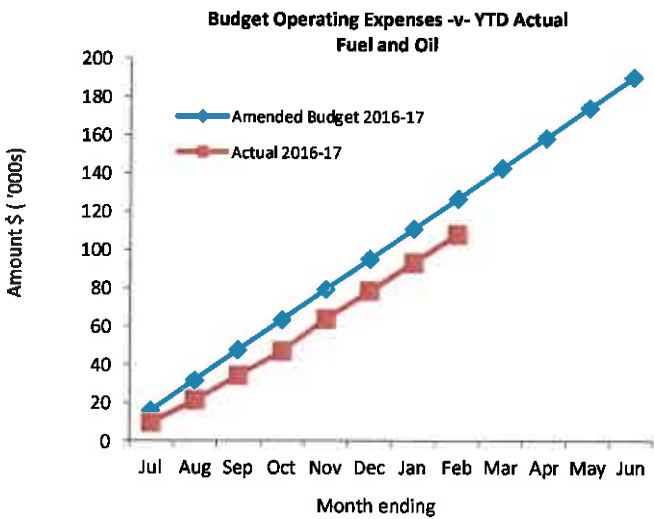
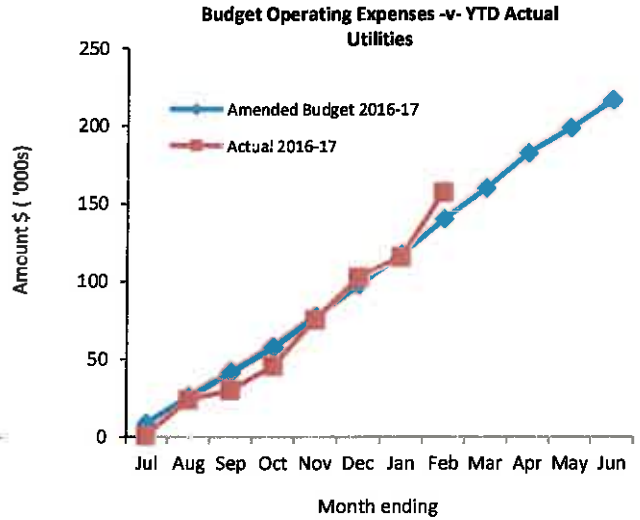
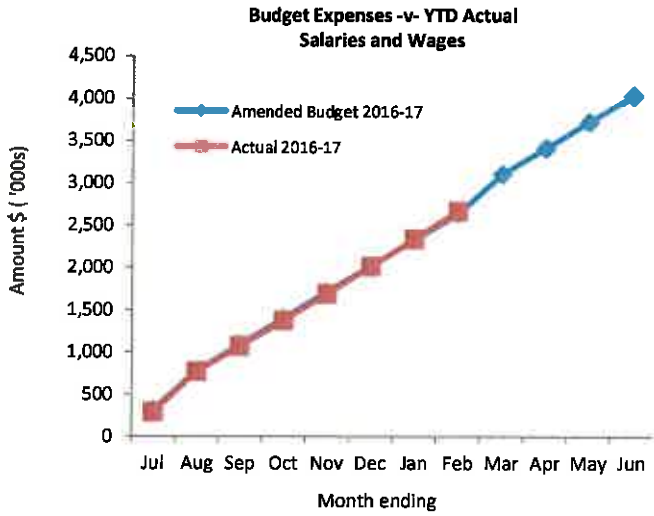
Expenditure



SHIRE OF BRIDGETOWN-GREENBUSHES
NOTES TO THE STATEMENT OF FINANCIAL ACTIVITY
For the Period Ended 28 February 2017

Note 1: GRAPHICAL REPRESENTATION - Source Statement of Financial Activity

Expenditure

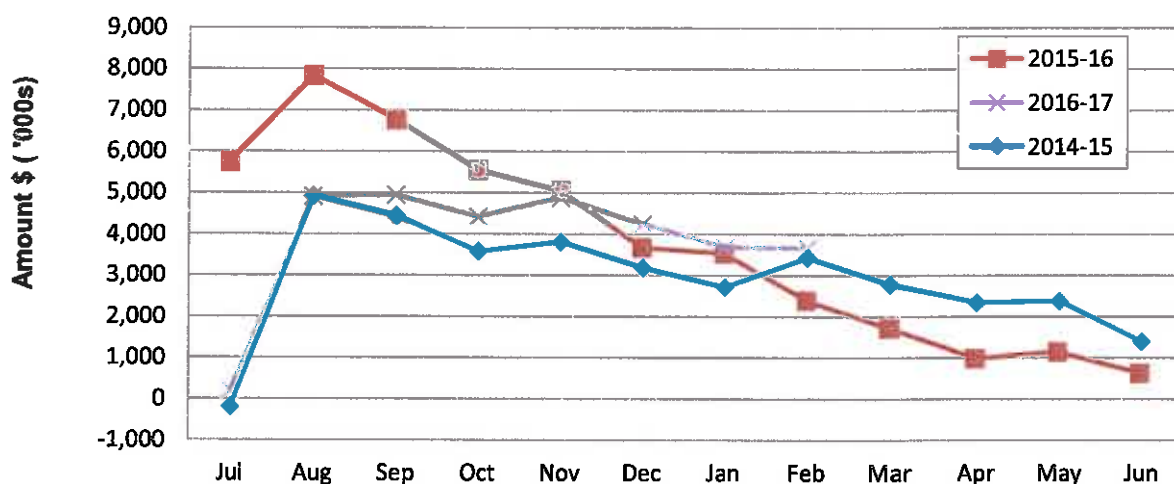


SHIRE OF BRIDGETOWN-GREENBUSHES
NOTES TO THE STATEMENT OF FINANCIAL ACTIVITY
For the Period Ended 28 February 2017

Note 2: NET CURRENT FUNDING POSITION

		Positive=Surplus (Negative=Deficit)		
	Note	YTD 28 Feb 2017	Last Period	30th June 2016
		\$	\$	\$
Current Assets				
Cash Unrestricted	5	3,978,368	3,902,742	1,482,652
Cash Restricted	5	2,444,882	2,444,882	2,779,412
Receivables - Rates	6	717,192	797,638	109,900
Receivables - Sundry Debtors	6	54,279	67,462	145,382
Receivables - Other		104,172	144,259	53,680
Inventories		26,656	23,830	14,343
		7,325,549	7,380,813	4,585,368
Less: Current Liabilities				
Payables		(645,386)	(692,850)	(739,332)
Provisions		(876,662)	(876,662)	(881,140)
		(1,522,047)	(1,569,512)	(1,620,472)
Less: Cash Reserves	7	(2,444,882)	(2,444,882)	(2,779,412)
Less: Loans - Clubs/Institutions		(5,196)	(5,196)	(10,297)
Add: Current Leave Provision Cash Backed		169,681	169,681	167,856
Add: Current Loan Liability		132,800	148,528	282,952
Net Current Funding Position		3,655,904	3,679,432	625,996

Note 3 - Liquidity Over the Year



SHIRE OF BRIDGETOWN-GREENBUSHES
NOTES TO THE STATEMENT OF FINANCIAL ACTIVITY
For the Period Ended 28 February 2017

Note 3: EXPLANATION OF MATERIAL VARIANCES BY SUB PROGRAM

Reporting Program	Variance \$	Variance %	Var.	Reason	Explanation of Variance
Operating Revenues					
Law, Order and Public Safety					
Fire Prevention	11,698	9.12%	▲	Permanent	Claim submitted for reimbursement of bushfire fighting expenses. Adjustment included in budget review.
Housing					
Staff Housing	(1,820)	(26.67%)	▼	Permanent	Reduced rental income received on staff housing. Adjustment included in budget review.
Community Amenities					
Sewerage	(2,006)	(15.63%)	▼	Permanent	Income received for septic tank applications and inspections less than estimated. Adjustment included in budget review.
Town Planning and Regional Develop	(4,787)	(33.18%)	▼	Permanent	Income received for planning applications less than estimated. Adjustment included in budget review.
Other Community Amenities	1,787	13.41%	▲	Permanent	Income from cemetery fees and charges greater than estimated. Adjustment included in budget review.
Recreation and Culture					
Public Halls and Civic Centres	2,013	15.24%	▲	Timing	Income received from hall hire greater than estimated at this time. No permanent variance is anticipated.
Transport					
Streets and Road Construction	(239,300)	(15.50%)	▼	Timing	Roads to Recovery and Regional Road Group funding not yet claimed.
Streets and Road Maintenance	5,816	3.62%	▲	Permanent	Main Roads direct grant received greater than budget estimate. Adjustment included in Budget Review.
Economic Services					
Building Control	(13,836)	(39.00%)	▼	Permanent	Income received for building licence approvals less than estimated. Adjustment included in budget review.
Other Economic Services	(3,171)	(47.59%)	▼	Permanent	Reduced income for sale of water from standpipes. Adjustment included in budget review.
Other Property and Services					
Private Works	(3,050)	(7.09%)	▼	Permanent	Commission revenue for Department of Transport licensing service less than estimated. Adjustment included in budget review.
Plant Operation Costs	2,083	10.42%	▲	Permanent	Insurance rebate received. Adjustment included in budget review.
Salaries and Wages	(2,538)	(76.28%)	▼	Timing	Reimbursement for workers compensation claims less than anticipated at this time, offset by reduced expenditure.
Corporate Services Department	18,000	900.00%	▲	Permanent	Traineeship grant funds received. Adjustment included in budget review.

SHIRE OF BRIDGETOWN-GREENBUSHES
NOTES TO THE STATEMENT OF FINANCIAL ACTIVITY
For the Period Ended 28 February 2017

Note 3: EXPLANATION OF MATERIAL VARIANCES BY SUB PROGRAM

Reporting Program	Variance \$	Variance %	Var.	Reason	Explanation of Variance
Unclassified	46,386	921.82%	▲	Permanent	Insurance rebate received and insurance claim reimbursements greater than estimated. Adjustment included in budget review.
Operating Expenses					
Governance					
Members of Council	20,305	9.25%	▲	Allocations/ Timing	Members expenses less at this time \$2,300, balance relates to variance in wages and overheads allocated to this sub program offset by allocations in other sub programs.
Law, Order and Public Safety					
Animal Control	19,120	41.36%	▲	Allocations	Variance in wages and overheads allocated to this sub program offset by allocations in other sub programs.
Other Law, Order and Public Safety	6,626	13.45%	▲	Allocations	Variance in wages and overheads allocated to this sub program offset by allocations in other sub programs.
Health					
Prev Services - Inspection and Admin	2,542	5.36%	▲	Allocations	Variance in wages and overheads allocated to this sub program offset by allocations in other sub programs.
Preventative Services - Other	3,622	61.39%	▲	Allocations	Variance in wages and overheads allocated to this sub program offset by allocations in other sub programs.
Education and Welfare					
Care of Families and Children	(20,680)	(59.24%)	▼	Allocations	Variance in wages and overheads allocated to this sub program offset by allocations in other sub programs.
Aged and Disabled - Other	20,551	30.77%	▲	Timing	Variance in the timing of expenditure for grant funded program. No permanent variance is anticipated.
Other Welfare	(4,414)	(18.43%)	▼	Allocations	Variance in wages and overheads allocated to this sub program offset by allocations in other sub programs.
Community Amenities					
Sanitation - General Refuse	(44,882)	(9.14%)	▼	Allocations	Allocation of wages, overheads and plant costs greater than estimates. Adjustments included in budget review.
Sanitation - Other	6,281	30.03%	▲	Allocations	Variance in wages and overheads allocated to this sub program offset by allocations in other sub programs.
Sewerage	16,477	46.46%	▲	Allocations	Variance in wages and overheads allocated to this sub program offset by allocations in other sub programs.
Urban Stormwater Drainage	(38,348)	(24.93%)	▼	Timing/ Allocations	Drainage maintenance works undertaken greater than estimates at this time. Adjustments included in budget review.

SHIRE OF BRIDGETOWN-GREENBUSHES
NOTES TO THE STATEMENT OF FINANCIAL ACTIVITY
For the Period Ended 28 February 2017

Note 3: EXPLANATION OF MATERIAL VARIANCES BY SUB PROGRAM

Reporting Program	Variance \$	Variance %	Var.	Reason	Explanation of Variance
Protection of Environment Other Community Amenities	(19,565) 9,735	(46.46%) 8.33%	▼ ▲	Timing/ Timing/ Permanent	Balance of Blackwood NRM project service agreement not yet claimed. Public convenience and community bus costs less than year to date estimates. Adjustments included in budget review.
Recreation and Culture Public Halls and Civic Centres	10,142	10.13%	▲	Timing/ Allocations Timing	Timing of maintenance works, building maintenance wages and overheads allocated to halls less than estimated.
Swimming Areas and Beaches	4,891	44.79%	▲	Allocations/ Timing	Treatment of deck woodwork at Greenbushes Swimming Hole not yet undertaken.
Heritage	8,398	15.87%	▲	Allocations/ Timing	Variance in wages and overheads allocated to this sub program offset by allocations in other sub programs \$3,730. Balance relates to timing of various building maintenance and operations works.
Other Culture	11,605	38.28%	▲	Allocations/ Timing	Variance in wages and overheads allocated to this sub program offset by allocations in other sub programs. Community grants not yet claimed (\$3,700).
Economic Services Tourism and Area Promotion	23,672	8.25%	▲	Permanent/ Timing	Savings of \$7,418 Blues at Bridgetown service agreement. Balance relates to timing of various tourism expenditure items and allocation of wages and overheads.
Economic Development	4,024	16.16%	▲	Allocations /Timing	WBEA project funds less than anticipated at this time. Balance relates to variance in wages and overheads allocated to this sub program offset by allocations in other sub programs.
Other Economic Services	4,313	49.95%	▲	Permanent	Cost of water for stand pipes less than anticipated. Adjustment included in budget review.
Other Property and Services Works and Services Management	13,385	1095.35%	▲	Allocations	Recovery of overheads is currently greater than year to date estimate, overhead percentages to be monitored.
Waste Activity Unit	(5,143)	(609.31%)	▼	Allocations	Variance in wages and overheads allocated to this sub program offset by allocations in other sub programs.
Works Activity Unit	(28,950)	(617.54%)	▼	Allocations	Retirement of two officers requiring long service leave payouts. Adjustment to reduce leave liability included in budget review.
Fleet Activity Unit	2,445	194.19%	▲	Timing	Variance due to timing of leave and training being taken.
Plant Operation Costs	(14,700)	(170.44%)	▼	Timing	Timing of major plant repairs.

SHIRE OF BRIDGETOWN-GREENBUSHES
NOTES TO THE STATEMENT OF FINANCIAL ACTIVITY
For the Period Ended 28 February 2017

Note 3: EXPLANATION OF MATERIAL VARIANCES BY SUB PROGRAM

Reporting Program	Variance \$	Variance %	Val.	Reason	Explanation of Variance
Salaries and Wages	1,703	(7.59%)	▲	Allocations	Workers compensation costs less than anticipated, offset by reduced income.
Chief Executive Office Department	(35,724)	(505.99%)	▼	Permanent/ Timing	Advertising expenses and vehicle depreciation charges greater than estimated \$13,390, adjustments included in budget review. Balance relates to timing of leave being taken.
Planning and Environment Department	(16,318)	(581.33%)	▼	Timing /Allocations	Variance due to timing of leave being taken. Less overhead recovery due to staff vacancy.
Community Services Department	(13,718)	(418.62%)	▼	Timing	Variance due to timing of leave and training being taken.
Unclassified	(28,153)	(164.85%)	▼	Permanent	Cost of insurance claims greater than budget offset by increased reimbursement income. Adjustment included in budget review.
Capital Revenues					
Proceeds from Disposal of Assets					
Transport					
Road Plant Purchases	(7,500)	(14.29%)	▼	Permanent	Backhoe trade-in value greater than estimated. Adjustment included in budget review.
Capital Expenses					
Governance					
Other Governance	25,337	71.01%	▲	Timing	Works on Shire Admin building continuing. IT purchases not yet finalised.
Law, Order and Public Safety					
Fire Prevention	4,184	13.72%	▲	Timing	Works on Hester Brook satellite fire station continuing. Equipment purchases not yet finalised.
Housing					
Staff Housing	(1,902)	(38.03%)	▼	Permanent	Asbestos removal works required. Adjustment included in budget review.
Community Amenities					
Sanitation - General Refuse	23,617	15.55%	▲	Timing/ Permanent	Cost of BOMAG waste compactor less than original estimate \$11,000. Timing of works on new waste cell carried forward from 15/16.
Urban Stormwater Drainage	42,096	89.72%	▲	Timing	Drainage works not yet commenced.
Other Community Amenities	30,740	71.26%	▲	Timing/ Permanent	Bridgetown Cemetery toilets and new niche wall not yet commenced. Savings on River Park toilets \$3,437 and Greenbushes storage shed \$1,888.
Recreation and Culture					
Public Halls and Civic Centres	2,864	20.92%	▲	Timing	Works not yet commenced on Greenbushes office.
Swimming Areas and Beaches	4,943	20.59%	▲	Timing	Pool works continuing at Bridgetown Leisure Centre.

SHIRE OF BRIDGETOWN-GREENBUSHES
NOTES TO THE STATEMENT OF FINANCIAL ACTIVITY
For the Period Ended 28 February 2017

Note 3: EXPLANATION OF MATERIAL VARIANCES BY SUB PROGRAM

Reporting Program	Variance \$	Variance %	Var.	Reason	Explanation of Variance
Other Recreation and Sport	41,214	24.51%	▲	Timing	Timing of costs incurred to date on various recreation projects less than original estimates. No permanent variance anticipated at this time.
Television and Radio Re-Broadcasting	4,500	100.00%	▲	Timing	SBS Tower equipment ordered but not yet installed.
Libraries	(2,897)		▼	Timing	Works commenced sooner than expected.
Heritage	20,390	68.75%	▲	Timing	Works pending at Railway Station and Bridgetown Old Goal works not yet commenced.
Transport					
Streets and Road Construction	400,948	30.54%	▲	Timing	Timing of costs incurred to date on various road construction jobs less than original estimates.
Road Plant Purchases	22,668	12.25%	▲	Permanent/ Timing	Saving on purchase of backhoe, adjustment included in budget review \$20,448. Minor equipment not yet purchased.
Economic Services					
Tourism and Area Promotion	(12,514)	(120.94%)	▼	Allocations	Wages and overheads allocated to works at the Visitor Centre greater than original estimates. Offset by allocations in other sub programs.
Unclassified	40,811	73.42%	▲	Timing	Land purchases not yet finalised.

▼ Deficit ▲ Surplus - Indicates a variance between Year to Date (YTD) Budget and YTD Actual data as per the adopted materiality threshold.

SHIRE OF BRIDGETOWN-GREENBUSHES
NOTES TO THE STATEMENT OF FINANCIAL ACTIVITY
For the Period Ended 28 February 2017

Note 4: BUDGET AMENDMENTS

Amendments to original budget since budget adoption. Surplus/(Deficit)

GL Account Code	Description	Council Resolution	Classification	Non Cash Adjustment	Increase in Available Cash	(Decrease) in Available Cash	Amended Budget Running Balance
				\$	\$	\$	\$
	Budget Adoption		Opening Surplus				0
	Permanent Changes						0
28RA	Four Seasons Estate Park Grounds - Preparation of plans	C.02/0916	Operating Expenses			(25,000)	(25,000)
DR24	Four Seasons Estate Drainage Works	C.02/0916	Capital Expenses			(11,364)	(36,364)
03IN	Four Season Estate Reserve 48836 - Development of POS	C.02/0916	Capital Expenses			(45,454)	(81,818)
04IN	Four Season Estate Stream Protection Area Works	C.02/0916	Capital Expenses			(18,182)	(100,000)
05IN	Four Season Estate Street Tree Planting	C.02/0916	Capital Expenses			(36,364)	(136,364)
Various	Contribution - Four Seasons Estate Outstanding Works	C.02/0916	Capital Revenue		136,364		0
1335240	Swimming Pool Infrastructure - Improvement works	C.07/0916	Capital Expenses			(16,432)	(16,432)
1335440	Swimming Pool Buildings - Improvement works	C.07/0916	Capital Expenses			(2,831)	(19,263)
1333730	Swimming Pool Contributions - Safeway contribution	C.07/0916	Operating Revenue		1,818		(17,445)
Reserve 131	Bridgetown Leisure Centre - Transfer to fund works	C.07/0916	Reserve Transfer		17,445		0
45BU	Greenbushes Sportsground Toilets - Leach drain	C.16/1016a	Capital Expenses			(4,000)	(4,000)
Reserve 125	Building Maintenance - Transfer to fund works	C.16/1016a	Reserve Transfer		4,000		0
RC42	Tweed Road - Reinstatement works	C.02/1016	Capital Expenses			(100,000)	(100,000)
01EQ	Bridgetown Sportsground Equipment - Pump replacement	SpC.02/1116	Capital Expenses			(4,850)	(104,850)
1460620	WBA Regional Visitor Servicing Business Plan	SpC.03/1116	Operating Expenses			(35,830)	(140,680)
1461330	Tourism Grants - Tourism WA Business Plan Grant	SpC.03/1116	Operating Revenue		33,830		(106,850)
1461330	Tourism Grants - WBA Contribution for Business Plan	SpC.03/1116	Operating Revenue		2,000		(104,850)
06IN	Bridgetown Leisure Centre - Shade Sails	C.13/1216	Capital Expenses			(2,727)	(107,577)
Reserve 131	Bridgetown Leisure Centre - Transfer to fund shade sails	C.13/1216	Reserve Transfer		2,727		(104,850)
1349620	Bridgetown Leisure Centre - Concept Plans Gym Expansion	C.06/1216	Operating Expenses			(8,000)	(112,850)
Reserve 126	Strategic Projects - Transfer to Fund Works	C.06/1216	Reserve Transfer		8,000		(104,850)
1255240	Bridgetown Waste Facility - Generator	C.08/0117	Capital Expenses			(6,000)	(110,850)
01RA	Memorial Park - RSL Cenotaph Plaque	C.07/0217	Operating Expenses			(1,000)	(111,850)
RC42	Tweed Road - Reinstatement works	C.11/0217	Capital Expenses			(74,241)	(186,091)

SHIRE OF BRIDGETOWN-GREENBUSHES
NOTES TO THE STATEMENT OF FINANCIAL ACTIVITY
For the Period Ended 28 February 2017

Note 4: BUDGET AMENDMENTS

Amendments to original budget since budget adoption. Surplus/(Deficit)

GL Account Code	Description	Council Resolution	Classification	Non Cash Adjustment	Increase in Available Cash	(Decrease) in Available Cash	Amended Budget Running Balance
				\$	\$	\$	\$
	Permanent Changes (Continued)						
1396030	Commodities Routes Funding - Kendall Road	C.11/0217	Operating Revenue		100,000		(86,091)
BR10	Winnejuip Road Bridge - Savings in job	C.11/0217	Capital Expenses		60,960		(25,131)
RC44	Centreline Marking - Reduction in job	C.11/0217	Capital Expenses		13,281		(11,850)
				0	380,425	(392,275)	

SHIRE OF BRIDGETOWN-GREENBUSHES
NOTES TO THE STATEMENT OF FINANCIAL ACTIVITY
For the Period Ended 28 February 2017

Note 5: CASH AND INVESTMENTS

- (a) **Cash Deposits**
Municipal Bank Account
Municipal On-Call Account
Trust Bank Account
Visitor Centre Trust Account
Cash On Hand

- (b) **Term Deposits**
Municipal Funds
Municipal Funds
Municipal Funds
Municipal Funds
Municipal Funds
Municipal Funds
Municipal Funds
Municipal Funds
Municipal Funds
Municipal Funds
Reserve Funds

Interest Rate	Unrestricted \$	Restricted \$	Trust \$	Total Amount \$	Institution	Maturity Date
Various	180,372			180,372	CBA	At Call
1.50%	17,438			17,438	BankWest	At Call
Various			183,865	183,865	CBA	At Call
Nil			35,619	35,619	CBA	At Call
Nil	2,070			2,070	N/A	On Hand
2.70%	503,230			503,230	NAB	07-Mar-17
2.55%	504,341			504,341	Bankwest	10-Mar-17
2.55%	351,467			351,467	Bankwest	20-Mar-17
2.55%	504,306			504,306	Bankwest	24-Mar-17
2.55%	260,000			260,000	Bankwest	03-Apr-17
2.55%	500,000			500,000	Bankwest	18-Apr-17
2.25%	301,815			301,815	Bankwest	26-Apr-17
2.58%	503,329			503,329	NAB	01-May-17
2.55%	350,000			350,000	NAB	18-May-17
2.63%		2,444,882		2,444,882	NAB	01-Mar-17
	3,978,368	2,444,882	219,484	6,642,734		

SHIRE OF BRIDGETOWN-GREENBUSHES
NOTES TO THE STATEMENT OF FINANCIAL ACTIVITY
 For the Period Ended 28 February 2017

Note 6: RECEIVABLES

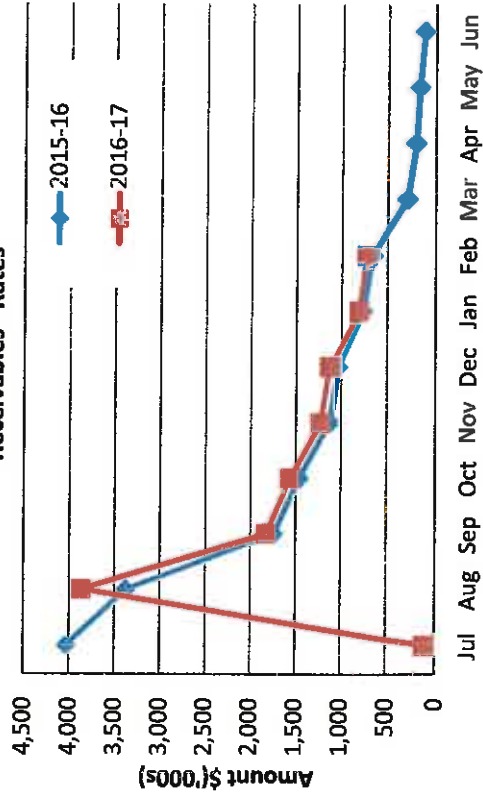
Receivables - Rates

Opening Arrears Previous Years
 Levied this year
 Less Collections to date
 Equals Current Outstanding

Net Rates Collectable
 % Collected

	YTD 28 Feb 2017	30 June 2016
	\$	\$
	109,900	124,773
	4,148,330	3,949,023
	(3,541,038)	(3,948,719)
	717,192	125,076
	717,192	125,076
	83.16%	96.93%

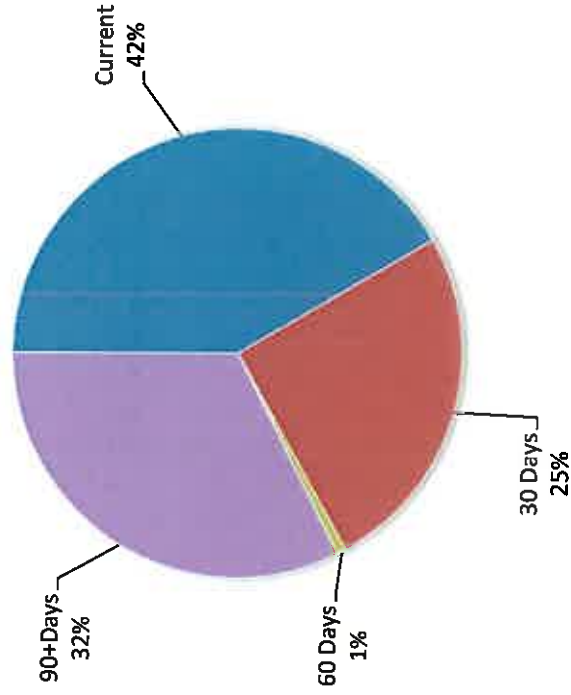
Receivables - Rates



	Current	30 Days	60 Days	90+Days
Receivables - Sundry Debtors	\$ 25,298	\$ 15,322	\$ 399	\$ 19,758
Total Sundry Debtor Receivables Outstanding				60,778

Amounts shown above include GST (where applicable)

Receivables - Sundry Debtors



SHIRE OF BRIDGETOWN-GREENBUSHES
NOTES TO THE STATEMENT OF FINANCIAL ACTIVITY
For the Period Ended 28 February 2017

Note 7: CASH BACKED RESERVE

2016-17										
Res No.	Name	Opening Balance	Amended Budget Interest Earned	Actual Interest Earned	Amended Budget Transfers In (+)	Actual Transfers In (+)	Amended Budget Transfers Out (-)	Actual Transfers Out (-)	Amended Budget Closing Balance	Actual YTD Closing Balance
		\$	\$	\$	\$	\$	\$	\$	\$	\$
101	Leave Reserve	167,856	3,437	1,824	0	0	0	0	171,293	169,681
102	Plant Reserve	209,777	4,295	2,280	249,454	0	(270,000)	0	193,526	212,057
103	Land and Building Reserve	676,544	13,850	7,271	0	0	(67,709)	(12,280)	622,685	671,535
104	Bush Fire Reserve	19,383	397	84	0	0	(19,000)	(19,000)	780	467
105	Maranup Ford Road Maintenance Reserve	96,220	1,970	1,046	0	0	0	0	98,190	97,266
106	Subdivision Reserve	314,824	6,446	3,422	10,000	0	0	0	331,270	318,246
107	Sanitation Reserve	179,685	3,679	1,224	0	0	(120,000)	(109,000)	63,364	71,909
109	Recreation Centre Floor Reserve	166,148	3,402	1,806	0	0	0	0	169,550	167,954
111	Mobile Garbage Bins Reserve	70,343	1,440	765	0	0	0	0	71,783	71,108
112	Refuse Site Post Closure Reserve	187,581	3,841	2,039	5,000	0	0	0	196,422	189,620
113	Drainage Reserve	3,542	73	38	0	0	0	0	3,615	3,580
114	Community Bus Reserve	82,617	1,692	898	2,500	0	0	0	86,809	83,515
115	SBS Tower Replacement Reserve	29,112	596	316	0	0	0	0	29,708	29,429
118	Playground Equipment Reserve	14,794	303	161	2,200	0	0	0	17,297	14,954
119	Swimming Pool Reserve	4,082	84	44	0	0	0	0	4,166	4,126
121	Car Park Reserve	874	18	9	0	0	0	0	892	883
123	ROMANS Reserve	4,351	89	47	0	0	0	0	4,440	4,399
125	Building Maintenance Reserve	65,085	1,333	287	52,790	0	(66,936)	(62,936)	52,272	2,435
126	Strategic Projects Reserve	27,347	560	297	25,000	0	(28,000)	0	24,907	27,644
127	Matched Grants Reserve	20,615	422	216	5,000	0	(7,886)	(1,203)	18,151	19,628
128	Aged Care Infrastructure Reserve	51,630	1,057	561	0	0	0	0	52,687	52,191
129	Equipment Reserve	3,900	80	42	2,500	0	0	0	6,480	3,942
130	Assets and GRV Valuation Reserve	31,052	636	338	32,750	0	0	0	64,438	31,390
131	Bridgetown Leisure Centre Reserve	136,748	2,800	1,486	0	0	(29,172)	0	110,376	138,235
132	Trails Reserve	0	0	0	20,000	0	0	0	20,000	0
201	Unspent Grants Reserve	215,303	0	26,503	407,194	0	(210,587)	(156,614)	4,716	58,689
		2,779,412	52,500	26,503	407,194	0	(819,290)	(361,033)	2,419,816	2,444,882

SHIRE OF BRIDGETOWN-GREENBUSHES
NOTES TO THE STATEMENT OF FINANCIAL ACTIVITY
For the Period Ended 28 February 2017

Note 8: CAPITAL DISPOSALS

YTD Actual Replacement		Disposals	Amended Current Budget		
Net Book Value	Proceeds		Profit (Loss)	Profit (Loss)	Profit (Loss) Variance
\$	\$		\$	\$	\$
		Plant and Equipment			
		P3055 2014 Subaru Liberty (EMCOR)	22,145	(4,145)	4,145
		P2147 2005 Hino Cab Chassis (Waste Serv)	25,000	0	0
		Rubbish Truck Compactor	800	(800)	800
		P2072 2010 John Deere Backhoe Loader	45,966	(5,966)	5,966
		P2165 2009 Ford PK Ranger (BMO)	13,843	(1,843)	1,843
		P2225 2002 Ford Courier (Landfill Site)	500	0	0
		P3090 2014 Holden Colorado (MBS)	21,317	(3,317)	3,317
45,000	45,000		113,500	(16,071)	16,071

SHIRE OF BRIDGETOWN-GREENBUSHES
NOTES TO THE STATEMENT OF FINANCIAL ACTIVITY
For the Period Ended 28 February 2017

Note 9: CAPITAL ACQUISITIONS

Assets	General Ledger/Job No.	YTD 28 Feb 2017				Variance (Under)/Over	Comment
		Amended Annual Budget	Amended YTD Budget	YTD Actual	\$		
Land and Buildings		\$	\$	\$	\$		
Other Governance							
Shire Administration Building	07BU	26,331	17,552	4,280	(13,272)	Works continuing	
Records Storage Facility	52BU	5,000	0	0	0		
		31,331	17,552	4,280	(13,272)		
Fire Prevention							
Hester Brook Satellite Fire Station	03BN	23,000	23,000	18,216	(4,784)	Works continuing	
Bridgetown Bushfire Brigade Garage	05BN	24,343	0	0	0		
		47,343	23,000	18,216	(4,784)		
Staff Housing							
146 Hampton Street	26BU	9,500	0	0	0		
144 Hampton Street	38BU	13,479	0	540	540		
31 Gifford Road	28BU	5,000	5,000	6,362	1,362	Asbestos hazard removal	
		27,979	5,000	6,902	1,902		
Other Community Amenities							
River Park Toilets	44BU	11,993	11,993	8,556	(3,437)	Savings in installation of new septics	
Hampton Street Toilets	46BU	3,000	0	0	0		
Settlers Rest Gazebo	12BU	2,539	0	0	0		
Greenbushes Cemetery Storage Shed	53BU	4,500	4,500	2,612	(1,888)	Savings in purchase of storage shed	
Bridgetown Cemetery Toilets	02BN	31,971	21,312	0	(21,312)	Works not yet commenced	
		54,003	37,805	11,168	(26,637)		
Public Halls and Civic Centres							
Bridgetown Civic Centre	02BU	8,829	8,829	7,861	(968)		
Greenbushes Hall	20BU	81,587	2,000	2,969	969		
Greenbushes Offices	21BU	8,601	2,866	0	(2,866)	Works not yet commenced	
Catterick Hall	51BU	2,979	0	0	0		
		101,996	13,695	10,831	(2,864)		

SHIRE OF BRIDGETOWN-GREENBUSHES
NOTES TO THE STATEMENT OF FINANCIAL ACTIVITY
For the Period Ended 28 February 2017

Note 9: CAPITAL ACQUISITIONS

Assets	General Ledger/Job No.	YTD 28 Feb 2017				Variance (Under)/Over	Comment
		Amended Annual Budget	Amended YTD Budget	YTD Actual	\$		
Swimming Areas and Beaches		\$	\$	\$	\$		
Bridgetown Swimming Pool	1335440	2,831	2,831	2,831	(1)		
		2,831	2,831	2,831	(1)		
Other Recreation and Sport							
Integrated Recreation Complex	16BU	90,373	15,362	16,270	908		
Bridgetown Sports Ground Change Rooms	17BU	83,549	83,549	76,523	(7,026)	Works continuing	
Greenbushes Golf Club	39BU	15,218	15,218	1,208	(14,010)	Works continuing	
Greenbushes Sportsground Toilets	45BU	4,000	4,000	3,391	(609)		
		193,140	118,129	97,392	(20,737)		
Libraries							
Bridgetown Library	1365540	10,479	0	2,897	2,897	Works commenced sooner than expected	
		10,479	0	2,897	2,897		
Heritage							
Bridgetown Old Goal	40BU	6,411	6,410	2,507	(3,903)	Verandah works not yet commenced	
Yornup School	47BU	3,246	3,246	2,466	(780)		
Bridgetown Railway Station	1350140	20,000	20,000	4,294	(15,706)	Works pending	
		29,657	29,656	9,266	(20,390)		
Streets and Road Construction							
Shire Depot	08BU	23,717	15,808	3,523	(12,285)	Works continuing	
		23,717	15,808	3,523	(12,285)		
Tourism and Area Promotion							
Visitor Centre Building	1460340	10,347	10,347	22,861	12,514	Wages & overheads allocation greater than estimates	
		10,347	10,347	22,861	12,514		
Unclassified							
Geelong Brook Land	1750040	63,709	55,585	14,775	(40,811)	Land purchases not yet finalised	
Energy and Water Efficiency Fittings	1750140	10,000	0	0	0		
		73,709	55,585	14,775	(40,811)		
Land and Buildings Total		606,532	329,408	204,940	(124,468)		

SHIRE OF BRIDGETOWN-GREENBUSHES
NOTES TO THE STATEMENT OF FINANCIAL ACTIVITY
For the Period Ended 28 February 2017

Note 9: CAPITAL ACQUISITIONS

Assets	General Ledger/Job No.	YTD 28 Feb 2017			Variance (Under)/Over	Comment
		Amended Annual Budget	Amended YTD Budget	YTD Actual		
		\$	\$	\$	\$	
Roads						
Streets and Road Construction						
Winnepup Road Regional Road Group	RR24	225,000	74,999	3,651	(71,348)	Preliminary planning undertaken
Mockerdillup Road Regional Road Group	RR16	21,000	21,000	21,400	400	
Kerbing	KB01	20,000	0	0	0	
Nelson Street Roads to Recovery	RT07	150,000	150,000	163,643	13,643	Job costs greater than estimated
Padbury Road Roads to Recovery	RT27	35,000	34,998	11,009	(23,989)	Works continuing
Kendall Road Roads to Recovery	RT61	203,000	202,998	96,133	(106,865)	Works continuing
Walter Willis Road Roads to Recovery	RT68	35,000	0	0	0	
Dalmore Road Roads to Recovery	RT72	90,000	0	440	440	
Hester Street Roads to Recovery	RT73	50,000	49,996	40,260	(9,736)	Works continuing
Hampton Street Roads to Recovery	RT74	34,000	34,000	455	(33,545)	Preliminary planning undertaken
Henry Street Roads to Recovery	RT75	35,000	34,998	15,042	(19,956)	Works continuing
John Street Roads to Recovery	RT76	38,000	38,000	911	(37,089)	Preliminary planning undertaken
Grange Road Roads to Recovery	RT77	30,000	0	0	0	
Kendall Road Seal Roads to Recovery	RT78	29,000	29,000	15,821	(13,179)	Works continuing
Kangaroo Gully Road	RC33	30,800	0	0	0	
Wilga Road	RC39	50,000	50,000	39,979	(10,021)	Works continuing
Roadside Vegetation Removal	RC43	78,049	31,161	13,467	(17,694)	Works continuing
Centreline Marking	RC44	17,209	4,490	3,180	(1,310)	Works continuing
Bridgetown Sports Ground Access Road	RC45	50,000	50,000	51,498	1,498	Job costs greater than estimated
Tweed Road Reinstatement Works	RC42	174,241	174,241	173,801	(440)	
Brockman Highway Blackspot	BK02	229,614	42,771	28,806	(13,965)	Preliminary planning & design undertaken
Roads Total		1,624,913	1,022,652	679,497	(343,155)	
		1,624,913	1,022,652	679,497	(343,155)	

SHIRE OF BRIDGETOWN-GREENBUSHES
NOTES TO THE STATEMENT OF FINANCIAL ACTIVITY
For the Period Ended 28 February 2017

Note 9: CAPITAL ACQUISITIONS

Assets	General Ledger/Job No.	YTD 28 Feb 2017				Variance (Under)/Over	Comment
		Amended Annual Budget	Amended YTD Budget	YTD Actual	\$		
Footpaths		\$	\$	\$	\$		
Streets and Road Construction							
Forrest Street	FP18	34,000	34,000	10,748	(23,252)	Works continuing	
Hester Street	FP26	18,800	0	0	0		
Footpaths Disability Access	FP28	5,000	0	0	0		
Steere Street Nilbs	FP34	24,657	0	0	0		
		82,457	34,000	10,748	(23,252)		
Footpaths Total		82,457	34,000	10,748	(23,252)		
Drainage							
Urban Stormwater Drainage							
Phillips Street	DR05	46,844	23,421	4,824	(18,597)	Initial purchase of drainage products	
Palmers Road	DR21	47,000	23,499	0	(23,499)	Works not yet commenced	
Four Seasons Estate	DR24	11,364	0	0	0		
		105,208	46,920	4,824	(42,096)		
Drainage Total		105,208	46,920	4,824	(42,096)		
Parks and Ovals							
Other Recreation and Sport							
Somme Park (Fitness Trail Equipment)	051U	6,680	0	0	0		
Memorial Park Irrigation	081U	9,900	9,900	0	(9,900)	Works not yet commenced	
Four Seasons Estate - POS Reserve	031N	45,454	0	0	0		
Four Seasons Estate - Stream Protection	041N	18,182	0	0	0		
Four Seasons Estate - Street Tree Planting	051N	36,364	0	0	0		
		116,580	9,900	0	(9,900)		
Parks and Ovals Total		116,580	9,900	0	(9,900)		

SHIRE OF BRIDGETOWN-GREENBUSHES
NOTES TO THE STATEMENT OF FINANCIAL ACTIVITY
For the Period Ended 28 February 2017

Note 9: CAPITAL ACQUISITIONS

Assets	General Ledger/Job No.	YTD 28 Feb 2017				Variance (Under)/Over	Comment
		Amended Annual Budget	Amended YTD Budget	YTD Actual			
Bridges		\$	\$	\$	\$		
Streets and Road Construction							
Brockman Highway Bridge	BR09	471,000	11,498	0	(11,498)	Works not yet commenced	
Winnejuap Road Bridge	BR10	185,040	185,040	185,040	0		
Corbalup Road Bridge	BR11	597,000	42,500	33,042	(9,459)	Works continuing	
Slades Road Bridge	BR12	51,000	1,300	0	(1,300)	Works not yet commenced	
		1,304,040	240,338	218,082	(22,256)		
Bridges Total		1,304,040	240,338	218,082	(22,256)		
Infrastructure Other							
Sanitation - General Refuse							
Bridgetown Landfill New Cell	WA01	25,929	25,929	13,234	(12,695)	Works continuing	
		25,929	25,929	13,234	(12,695)		
Other Community Amenities							
Bridgetown Cemetery Niche Wall	01IN	8,000	5,332	1,229	(4,103)	Works continuing	
		8,000	5,332	1,229	(4,103)		
Swimming Areas and Beaches							
Swimming Pool Infrastructure	1335240	78,109	21,173	16,230	(4,943)	Works continuing	
		78,109	21,173	16,230	(4,943)		
Other Recreation and Sport							
Bridgetown Leisure Centre Mosaic	02IN	29,527	29,527	29,527	0		
Bridgetown Leisure Centre Shade Sails	05IN	2,727	2,727	0	(2,727)	Purchase order issued	
		32,254	32,254	29,527	(2,727)		
		144,292	84,688	60,220	(24,468)		
Infrastructure Other Total							
Plant and Equipment							
Other Governance	1055440	40,000	0	0	0		
EMCOR Vehicle		40,000	0	0	0		

SHIRE OF BRIDGETOWN-GREENBUSHES
NOTES TO THE STATEMENT OF FINANCIAL ACTIVITY
For the Period Ended 28 February 2017

Note 9: CAPITAL ACQUISITIONS

Assets	General Ledger/Job No.	YTD 28 Feb 2017				Variance (Under)/Over	Comment
		Amended Annual Budget	Amended YTD Budget	YTD Actual	\$		
Fire Prevention		\$	\$	\$	\$		
Fire Fighting Equipment for Brigades	1055540	5,000	2,500	3,136	636		
Vehicle for Brigade	1065940	484,700	5,000	4,965	(35)		
		489,700	7,500	8,101	601		
Other Law, Order and Public Safety							
CCTV	1030340	25,000	0	0	0		
Equipment for SES	1085540	2,200	2,200	1,632	(568)		
		27,200	2,200	1,632	(568)		
Sanitation - General Refuse							
Waste Compactor	PL10	120,000	120,000	109,000	(11,000)	Purchase finalised	
Rubbish Truck	FL11	55,000	0	0	0		
Rubbish Truck Compactor Unit	PL12	100,000	0	0	0		
Generator	1255240	6,000	6,000	6,078	78		
		281,000	126,000	115,078	(10,922)		
Other Recreation and Sport							
Sportsground Dam Pump	01EQ	7,850	7,850	0	(7,850)	Invoice for pump purchase not yet received	
		7,850	7,850	0	(7,850)		
Television and Radio Re-Broadcasting							
SES Tower Equipment Upgrade	1120040	4,500	4,500	0	(4,500)	Purchase order issued	
		4,500	4,500	0	(4,500)		
Road Plant Purchases							
Backhoe Loader	FL02	180,000	180,000	159,552	(20,448)	Purchase finalised	
Works and Services Fleet	1405040	49,500	0	0	0		
Sundry Equipment	1403740	15,000	5,000	2,780	(2,220)	Minor items not yet purchased	
		244,500	185,000	162,332	(22,668)		
Building Control							
PBO Vehicle	1470140	36,500	0	0	0		
		36,500	0	0	0		
Plant and Equipment Total		1,131,250	333,050	287,142	(45,908)		

SHIRE OF BRIDGETOWN-GREENBUSHES
NOTES TO THE STATEMENT OF FINANCIAL ACTIVITY
For the Period Ended 28 February 2017

Note 9: CAPITAL ACQUISITIONS

Assets	General Ledger/Job No.	YTD 28 Feb 2017				Variance (Under)/Over	Comment
		Amended Annual Budget	Amended YTD Budget	YTD Actual			
		\$	\$	\$	\$		
Furniture and Equipment							
Members of Council	1040040	5,000	0	0	0		
Council Honour Boards		5,000	0	0	0		
Other Governance							
IT Communications Equipment and Software	1055140	19,630	11,630	6,065	(5,565)	Balance of HR module to be invoiced	
Wireless Microphone System for Chambers	1055340	6,500	6,500	0	(6,500)	Item not yet purchased	
		26,130	18,130	6,065	(12,065)		
Furniture and Equipment Total		31,130	18,130	6,065	(12,065)		
Capital Expenditure Total		5,146,402	2,119,086	1,471,518	(647,568)		

SHIRE OF BRIDGETOWN-GREENBUSHES
NOTES TO THE STATEMENT OF FINANCIAL ACTIVITY
For the Period Ended 28 February 2017

Note 10: INFORMATION ON BORROWINGS

(a) Debenture Repayments

Particulars	Principal 1/07/2016	New Loans		Principal Repayments		Principal Outstanding		Interest Repayments	
		Actual	Amended Budget	Actual	Amended Budget	Actual	Amended Budget	Actual	Amended Budget
		\$	\$	\$	\$	\$	\$	\$	\$
Community Amenities									
Loan 107A Transfer Station	12,913		12,913	6,396		6,517	0	241	366
Loan 107B Transfer Station	18,670		9,184	4,555		14,116	9,486	300	536
Loan 108 Landfill Plant	139,368		20,921	10,353		129,015	118,447	2,847	5,542
Loan 113 Landfill Site New Cell	500,000		95,518	47,488		452,512	404,482	5,669	10,859
Recreation and Culture									
Loan 105 Memorial Park Improvements	79,050		24,746	12,183		66,868	54,304	2,457	4,560
Loan 106 Somme Creek Parkland	62,524		19,573	9,636		52,889	42,951	1,943	3,607
Loan 109 Sports Ground Dam	10,761		10,761	5,330		5,431	0	201	305
Loan 110 Bridgetown Bowling Club - SSL	55,512		10,297	5,101		50,411	45,215	1,030	1,975
Loan 112 Bridgetown Swimming Pool	1,653,055		59,269	29,338		1,623,717	1,593,786	33,210	66,191
	2,531,854	0	263,182	130,380	2,401,474	2,268,671	47,897	93,941	

SHIRE OF BRIDGETOWN-GREENBUSHES
NOTES TO THE STATEMENT OF FINANCIAL ACTIVITY
For the Period Ended 28 February 2017

Note 10: INFORMATION ON BORROWINGS

(b) Finance Lease Repayments

Particulars	Principal 1/07/2016	New Loans		Principal Repayments		Principal Outstanding		Interest Repayments	
		Actual	Amended Budget	Actual	Amended Budget	Actual	Amended Budget	Actual	Amended Budget
Economic Services									
Holden Colorado Vehicle	19,772		19,772	19,772	19,772	-0	0	827	827
	19,772	0	19,772	19,772	19,772	(0)	0	827	827

(c) New Debentures

The Shire of Bridgetown-Greenbushes does not expect to take up any borrowings during the Budget year.

SHIRE OF BRIDGETOWN-GREENBUSHES
NOTES TO THE STATEMENT OF FINANCIAL ACTIVITY
For the Period Ended 28 February 2017

Note 11: RATING INFORMATION


RATE TYPE	Rate in Dollar	Number of Properties	Rateable Value	Rate Revenue	Interim Rates	Back Rates	Total Revenue	Amended Budget Rate Revenue	Amended Budget Interim Rate	Amended Budget Back Rate	Amended Budget Total Revenue
	\$		\$	\$	\$	\$	\$	\$	\$	\$	\$
Differential General Rate											
GRV Shire	0.08331	1,599	24,435,684	2,035,662	11,774	1,510	2,048,947	2,035,662			2,035,662
UV Shire Rural	0.00608	482	171,379,000	1,041,813	2,331		1,044,145	1,041,813			1,041,813
UV Bridgetown Urban Farmland	0.00517	3	2,200,000	11,372			11,372	11,372			11,372
UV Mining	0.07917	10	792,362	62,733	5,661		68,394	62,733			62,733
Sub-Totals		2,094	198,807,046	3,151,580	19,767	1,510	3,172,857	3,151,580	0	0	3,151,580
Minimum Payment											
GRV Shire	827.00	877	7,321,651	725,279	(1,654)		723,625	724,452			725,279
UV Shire Rural	1,024.00	240	30,505,540	245,760	(2,764)		242,996	245,760			245,760
UV Bridgetown Urban Farmland	1,024.00	0	0				0	0			0
UV Mining	1,024.00	8	22,311	8,192	659		8,851	8,192			8,192
Sub-Totals		1,125	37,849,502	979,231	(3,758)	0	975,473	978,404	0	827	979,231
Rates Paid in Advance											
Amount from General Rates											
Less Rates Written Off							4,148,330				4,130,811
Totals							(68,518)				0
							4,079,812				4,130,811
											(100)
							4,079,812				4,130,711

SHIRE OF BRIDGETOWN-GREENBUSHES
NOTES TO THE STATEMENT OF FINANCIAL ACTIVITY
For the Period Ended 28 February 2017

Note 12: TRUST FUND

Funds held at balance date over which the Shire has no control and which are not included in this statement are as follows:

Description	Opening Balance 1-Jul-15	Amount Received	Amount Paid	Closing Balance 28-Feb-17
	\$	\$	\$	\$
BCITF	4,922	11,086	(12,742)	3,266
Builders Registration Board Levy	5,296	11,983	(12,922)	4,357
Traffic Act	0	832,420	(832,420)	0
Relocated Housing Bonds	29,782		(20,315)	9,467
Subdivision Clearance Bonds	30,233		(850)	29,383
Cat Trap Bonds	0	986	(934)	52
Community Bus Bonds	550	2,400	(1,500)	1,450
Community Stall Bonds	300	650	(650)	300
Earthworks Bonds	75,791	3,600	(27,108)	52,283
Hall Hire Bonds	1,606	3,400	(3,706)	1,300
Standpipe Card Bonds	7,100	600	(300)	7,400
Council Built Asset Bonds	45,597		(28,114)	17,483
Crossover Bonds	1,257		(1,257)	0
Bushfire Donations	5,353			5,353
Accommodation - Visitor Centre	63,710	242,326	(272,072)	33,964
South West Coach Lines	263	4,125	(3,956)	432
Other Visitor Centre	429	1,834	(2,263)	0
TransWA	1,646	10,917	(11,338)	1,225
Local Drug Action Group	756			756
Coral Marble - Extractive Industries Bond	4,458			4,458
Department of Agriculture - Bond	7,079			7,079
Bridgetown Tidy Town Bank A/C	822			822
Perry - Fee Relating to Caveat	102			102
Seagate Holdings - Turning Lane Bond	37,290			37,290
Ouch Festival	613			613
R Witlen Overpayment	21			21
Visitor Centre Accommodation Payment	230			230
Dress Down Donations	0	92		92
TransWA Overcharge	0	3	(3)	0
Plunkett Homes	0	598	(598)	0
R Edwards Bond Gifford Rd	0	200		200
Interest to be Distributed	0	223	(117)	106
	325,206	1,127,443	(1,233,165)	219,484



LIST OF ACCOUNTS PAID
February 2017

SHIRE OF BRIDGETOWN-GREENBUSHES

LIST OF ACCOUNTS PAID IN FEBRUARY TO BE RECEIVED

Cheque/ Voucher No.	Date of Payment	Payee	Payment Description	Payment Amount \$
<u>MUNICIPAL FUND</u>				
<u>DIRECT DEBITS</u>				
DD12285.1	01/02/2017	WA SUPER	PAYROLL DEDUCTIONS	16,966.55
DD12285.10	01/02/2017	REST INDUSTRY SUPER	SUPERANNUATION CONTRIBUTIONS	346.19
DD12285.11	01/02/2017	COLONIAL FIRST STATE - FIRSTCHOICE	SUPERANNUATION CONTRIBUTIONS	217.75
DD12285.12	01/02/2017	AMP SUPERANNUATION SAVINGS TRUST	SUPERANNUATION CONTRIBUTIONS	244.19
DD12285.2	01/02/2017	HOST PLUS EXECUTIVE SUPERANNUATION	SUPERANNUATION CONTRIBUTIONS	97.83
DD12285.3	01/02/2017	WAIKAWA DREAMING SUPERANNUATION	PAYROLL DEDUCTIONS	645.75
DD12285.4	01/02/2017	PLUM SUPERANNUATION	SUPERANNUATION CONTRIBUTIONS	210.50
DD12285.5	01/02/2017	AUSTRALIAN SUPER	SUPERANNUATION CONTRIBUTIONS	461.65
DD12285.6	01/02/2017	GUILD SUPER	SUPERANNUATION CONTRIBUTIONS	244.94
DD12285.7	01/02/2017	COLONIAL FIRST CHOICE PERSONAL SUPER	SUPERANNUATION CONTRIBUTIONS	85.65
DD12285.8	01/02/2017	AUSTRALIAN ETHICAL SUPER	SUPERANNUATION CONTRIBUTIONS	71.07
DD12285.9	01/02/2017	HESTA SUPER	SUPERANNUATION CONTRIBUTIONS	54.80
DD12288.1	15/02/2017	COOL CLEAR WATER COMPANY	MONTHLY RENTAL/SERVICE WATER COOLER ADMIN OFFICE	132.00
DD12288.2	07/02/2017	CALTEX STARCARD	FUEL FOR THE MONTH OF JANUARY	5,825.75
DD12288.3	08/02/2017	LES MILLS AUSTRALIA	MONTHLY LES MILLS LICENSING FEES 16/17 BODYPUMP BODYSTEP	787.75
DD12304.1	15/02/2017	COMMONWEALTH BANK	QUARTERLY RENTAL OF SERVERS FOR 28/02/2017 - 28/05/2017	3,212.89
DD12304.2	17/02/2017	FINES ENFORCEMENT REGISTRY	FER UNPAID INFRINGEMENTS	232.00
DD12311.1	15/02/2017	WA SUPER	PAYROLL DEDUCTIONS	17,213.45
DD12311.10	15/02/2017	AUSTRALIAN ETHICAL SUPER	SUPERANNUATION CONTRIBUTIONS	71.07
DD12311.11	15/02/2017	PA & DB HUBAND SUPERANNUATION FUND	SUPERANNUATION CONTRIBUTIONS	45.46
DD12311.12	15/02/2017	HESTA SUPER	SUPERANNUATION CONTRIBUTIONS	33.42
DD12311.13	15/02/2017	REST INDUSTRY SUPER	SUPERANNUATION CONTRIBUTIONS	485.48
DD12311.14	15/02/2017	COLONIAL FIRST STATE - FIRSTCHOICE	SUPERANNUATION CONTRIBUTIONS	187.13
DD12311.2	15/02/2017	AMP SUPERANNUATION SAVINGS TRUST	SUPERANNUATION CONTRIBUTIONS	244.19
DD12311.3	15/02/2017	ANZ CHOICE SUPERANNUATION	SUPERANNUATION CONTRIBUTIONS	51.77
DD12311.4	15/02/2017	HOST PLUS EXECUTIVE SUPERANNUATION	SUPERANNUATION CONTRIBUTIONS	86.96
DD12311.5	15/02/2017	WAIKAWA DREAMING SUPERANNUATION	PAYROLL DEDUCTIONS	645.75
DD12311.6	15/02/2017	PLUM SUPERANNUATION	SUPERANNUATION CONTRIBUTIONS	210.50
DD12311.7	15/02/2017	AUSTRALIAN SUPER	SUPERANNUATION CONTRIBUTIONS	535.39
DD12311.8	15/02/2017	GUILD SUPER	SUPERANNUATION CONTRIBUTIONS	226.98
DD12311.9	15/02/2017	COLONIAL FIRST CHOICE PERSONAL SUPER	SUPERANNUATION CONTRIBUTIONS	114.20
DD12334.1	16/02/2017	FLEXIRENT CAPITAL PTY LTD	COFFEE MACHINE RENTAL - FEBRUARY	239.68
B/S	01/02/2017	COMMONWEALTH BANK	MERCHANT FEES	770.22
B/S	02/02/2017	COMMONWEALTH BANK	EFTPOS FEES	172.80

SHIRE OF BRIDGETOWN-GREENBUSHES

LIST OF ACCOUNTS PAID IN FEBRUARY TO BE RECEIVED

Cheque/ Voucher No.	Date of Payment	Payee	Payment Description	Payment Amount \$
B/S	01/02/2017	COMMONWEALTH BANK	TOTAL WAGES FOR 19.01.2017 - 01.02.2017	123,508.96
B/S	15/02/2017	COMMONWEALTH BANK	ACCOUNT KEEPING FEES	52.12
B/S	15/02/2017	COMMONWEALTH BANK	BPOINT/BPAY FEES	641.86
B/S	15/02/2017	COMMONWEALTH BANK	TOTAL WAGES FOR 02.02.2017 - 15.02.2017	124,411.39
B/S	27/02/2017	COMMONWEALTH BANK	RETURNED EFT/CHEQUE FEES	15.00
B/S	30/01/2017	COMMONWEALTH BANK - CREDIT CARD	LUNCH - ACTING CEO DEBRIEF	38.50
B/S	31/01/2017	COMMONWEALTH BANK - CREDIT CARD	REFRESHMENTS - MEETING WITH MINISTER EMERGENCY SERVICES	29.20
B/S	31/01/2017	COMMONWEALTH BANK - CREDIT CARD	LUNCH MEETING WITH MINISTER EMERGENCY SERVICES	51.50
B/S	2/02/2017	COMMONWEALTH BANK - CREDIT CARD	AGM REFRESHMENTS	35.61
B/S	7/02/2017	COMMONWEALTH BANK - CREDIT CARD	LUNCH FOR AFTER HOURS COMMUNITY WORKSHOP STAFF VOLUNTEERS	73.20
B/S	8/02/2017	COMMONWEALTH BANK - CREDIT CARD	WINE FOR COUNCIL BAR	95.88
B/S	15/02/2017	COMMONWEALTH BANK - CREDIT CARD	EXPRESS MAIL DELIVERY FOR SAFEWAY CONTRACT	7.60
ELECTRONIC PAYMENTS				
EFT23115	10/02/2017	ABCO PRODUCTS PTY LTD	CLEANING SUPPLIES	280.69
EFT23116	10/02/2017	ALS LIBRARY SERVICES PTY LTD	NEW LIBRARY BOOKS	32.18
EFT23117	10/02/2017	ARROW BRONZE	VASES & PLAQUES FOR NICHE WALL	764.38
EFT23118	10/02/2017	AUSTRALIA POST	MONTHLY SHIRE POSTAGE FOR JANUARY	660.14
EFT23119	10/02/2017	B & B STREET SWEEPING PTY LTD	JANUARY 2017 STREET SWEEPING OF CBD & SURROUNDING AREAS	1,716.00
EFT23120	10/02/2017	BLACKWOOD RURAL SERVICES	FLEX HEAD EXTENDABLE RATCHETS & BREAKER BAR FOR FLEET SERVICING	259.00
EFT23121	10/02/2017	BLACKWOOD FRESH	SUPPLIES FOR BFS HQ	26.63
EFT23122	10/02/2017	BLISS FOR DESIGN	FITTINGS FOR SUNNYSIDE STATIC WATER TANK	60.52
EFT23123	10/02/2017	BRIDGETOWN NEWSAGENCY	MONTHLY NEWSPAPER CHANGES & VARIOUS STATIONERY SUPPLIES	759.13
EFT23124	10/02/2017	BRIDGETOWN MUFFLER & TOWBAR CENTRE	MINOR ITEMS	71.00
EFT23125	10/02/2017	BRIDGETOWN POTTERY RESTAURANT	SALADS FOR BFAC MEETING 21/12/16	105.60
EFT23126	10/02/2017	BRIDGETOWN MEDICAL CENTRE	MEDICAL FOR JUNIOR REC OFFICER	105.00
EFT23127	10/02/2017	BRIDGETOWN MEAT SUPPLY	SAUSAGES, BACON AND EGGS FOR AUSTRALIA DAY BREAKFAST	995.00
EFT23128	10/02/2017	BRIDGETOWN TIMBER SALES	10 X 20 KG BAGS GREY CEMENT	90.00
EFT23129	10/02/2017	BRIDGETOWN COMPUTERS	IT SUPPLIES	298.00
EFT23130	10/02/2017	BRIDGETOWN MITRE 10 & RETRAVISION	VARIOUS MINOR ITEMS & SUPPLIES	1,205.96
EFT23131	10/02/2017	BRIDGETOWN & MANJIMUP TOWING	HIRE OF SEA CONTAINER 01/01/17 TO 11/01/17	52.36
EFT23132	10/02/2017	BRIDGETOWN TYRES	2 X TYRES FOR TIP TRUCK	760.00
EFT23133	10/02/2017	BUSINESS SOUTH WEST	ATTENDANCE AT BUSINESS SOUTH WEST WOMEN IN BUSINESS BREAKFAST	35.00
EFT23134	10/02/2017	CAMPBELLS	CONFECTIONERY AND SNACKS FOR THE BLC KIOSK	208.42
EFT23135	10/02/2017	CHILD SUPPORT AGENCY	PAYROLL DEDUCTIONS	669.97
EFT23136	10/02/2017	CHILD SUPPORT AGENCY	PAYROLL DEDUCTIONS	221.39
EFT23137	10/02/2017	CHILD SUPPORT AGENCY	PAYROLL DEDUCTIONS	50.00

SHIRE OF BRIDGETOWN-GREENBUSHES

LIST OF ACCOUNTS PAID IN FEBRUARY TO BE RECEIVED

Cheque/ Voucher No.	Date of Payment	Payee	Payment Description	Payment Amount
EFT23138	10/02/2017	CHUBB FIRE SAFETY LTD	6 MONTHLY FIRE SERVICE	\$ 2,776.84
EFT23139	10/02/2017	CLEANAWAY PTY LTD	KERBSIDE RUBBISH & RECYCLING COLLECTION - JANUARY 2017	24,352.45
EFT23140	10/02/2017	CLOVERS GENERAL & LIQUOR STORE	AUSTRALIA DAY CONSUMABLES	319.40
EFT23141	10/02/2017	COURIER AUSTRALIA	FREIGHT CHARGES	1,348.31
EFT23142	10/02/2017	DAVMECH	PARTS & REPAIRS TO TRACK LOADER & BACKHOE LOADER	18,587.64
EFT23143	10/02/2017	MARIETTA DE BRUCE	REIMBURSEMENT FOR COST OF CLEANING PRODUCTS PURCHASED	6.05
EFT23144	10/02/2017	DELRON CLEANING BUNBURY	MONTHLY REC CENTRE CLEANING FEES FOR JANUARY	628.61
EFT23145	10/02/2017	DEPARTMENT OF PARKS AND WILDLIFE	UPDATED WALL MAPS BASED ON COG X 5	892.83
EFT23146	10/02/2017	DEPARTMENT OF ENVIRONMENT	AMENDMENT - L6818/1997/11	102.00
EFT23147	10/02/2017	JAYNE DITTRICH	REIMBURSEMENT FOR MEAL CHARGES DURING WEEK OF LICENSING	253.23
EFT23148	10/02/2017	CHRISTOPHER DRISCOLL	HIRE OF SCAFFOLDING, FOR REPAIRING ATRIUM ROOF	252.00
EFT23149	10/02/2017	ESPRESSO ESSENTIAL WA PTY LTD	COFFEE MACHINE SUPPLIES	464.00
EFT23150	10/02/2017	MARY EVANS	MUSIC FOR AUSTRALIA DAY	200.00
EFT23151	10/02/2017	FISHERS TYRE CENTRE	FIT FOUR NEW TYRES WITH WHEEL ALIGNMENT FOR B8666	777.00
EFT23152	10/02/2017	FORTUS	12 X CUTTING EDGES FOR GRADERS	1,122.00
EFT23153	10/02/2017	FULTON HOGAN PTY LTD	2ND COAT RESEAL FOR KENDALL & WILGA ROADS	61,046.83
EFT23154	10/02/2017	H C JONES & CO	REPLACE RIVER PARK TOILET CISTERNS	3,300.00
EFT23155	10/02/2017	HEMA MAPS PTY LTD	VC STOCK - CAMPING GUIDE TO WESTERN AUSTRALIA	20.97
EFT23156	10/02/2017	INTERPHONE	NBN ACCESS PLAN FOR THE MONTH OF FEBRUARY	130.90
EFT23157	10/02/2017	ISA TECHNOLOGIES	IT SUPPORT FOR 2016/17 - JANUARY	2,420.00
EFT23158	10/02/2017	JOHNSON'S FOOD SERVICES	SUPPLIES FOR THE BLC KIOSK	1,372.23
EFT23159	10/02/2017	KANGAROO GULLY BUSHFIRE BRIGADE	ASSISTANCE AT UCL BURN - GREYSTONES 11.5 HRS	805.00
EFT23160	10/02/2017	KANIK EXPRESS	FREIGHT CHARGES	420.50
EFT23161	10/02/2017	KEIDY CONTRACTORS	INSTALL 375 PIPES & DIG OPEN DRAIN DOWN L/H SIDE OF NELSON ST VERGE	3,795.00
EFT23162	10/02/2017	ALBERT KLAASSEN ELECTRICAL	INSTALL 4 X LED FLOOD LIGHTS TO DEPOT & SAFETY CHECK SWITCHBOARDS	2,860.00
EFT23163	10/02/2017	LANDGATE	LAND VALUATION ENQUIRY CHARGES	702.04
EFT23164	10/02/2017	LOCAL GOVERNMENT PROFESSIONALS	2 X REGISTRATION TO THE 2017 FINANCE PROFESSIONALS CONFERENCE	2,750.00
EFT23165	10/02/2017	MANJIMUP MOTORS PTY LTD	BEARING HOUSINGS & BEARINGS FOR TRACTOR	249.78
EFT23166	10/02/2017	MANJIMUP BOUNCY CASTLES	HIRE OF BOUNCY CASTLES	780.00
EFT23167	10/02/2017	MARKETFORCE	VARIOUS SHIRE ADVERTISEMENTS	1,849.62
EFT23168	10/02/2017	NICK MAXFIELD	LIGHTING TOWER HIRE FOR SUNNYSIDE FIRE	294.00
EFT23169	10/02/2017	NATURE DIRECT	2 x 500ML GLASS CLEANER AND POLISHER CONCENTRATE FOR LIBRARY	198.50
EFT23170	10/02/2017	NEAT N' TRIM UNIFORMS PTY LTD	STAFF UNIFORM	651.25
EFT23171	10/02/2017	NEV'S STEEL SUPPLIES	TUBING AND BRACKETS FOR GATES	126.93
EFT23172	10/02/2017	NORDIC FITNESS EQUIPMENT	SERVICING OF BLC GYM EQUIPMENT	104.00
EFT23173	10/02/2017	PAC FIRE AUSTRALIA	2 X PAIRS OF BUSH FIRE FIGHTING BOOTS	457.38

SHIRE OF BRIDGETOWN-GREENBUSHES

LIST OF ACCOUNTS PAID IN FEBRUARY TO BE RECEIVED

Cheque/ Voucher No.	Date of Payment	Payee	Payment Description	Payment Amount
EFT23174	10/02/2017	POSITION PARTNERS PTY LTD	AUTO LEVEL & DOME TOP ALUMINIUM TRIPOD PLAIN	533.50
EFT23175	10/02/2017	PRESTIGE PRODUCTS	PACKETS OF 10 - UNIFIT VACUUM CLEANER BAGS	157.30
EFT23176	10/02/2017	PRIME EARTHMOVING	2 x SEMI LOADS OF SHALE FOR CORBALUP BRIDGE	1,346.40
EFT23177	10/02/2017	R & R PUBLICATIONS AUSTRALIA PTY LTD	VC STOCK - ORCHID BOOKS	47.94
EFT23178	10/02/2017	THE ROYAL LIFE SAVING SOCIETY	U5'S WRISTBANDS (BOX 1000)	132.00
EFT23179	10/02/2017	SAI GLOBAL LIMITED	ANNUAL MEMBERSHIP FEE	620.40
EFT23180	10/02/2017	SCHWEPPE AUSTRALIA PTY LTD	SUPPLIES FOR THE BLC KIOSK	607.94
EFT23181	10/02/2017	SHIRE OF MANJIMUP	CONTRIBUTION TOWARD MANJIMUP AIRFIELD MAINTENANCE	1,100.00
EFT23182	10/02/2017	SIGMA POOL & SPA SUPPLIES	CHEMICALS AND VARIOUS ITEMS REQUIRED FOR SWIMMING POOL	548.79
EFT23183	10/02/2017	SIGNAL ONE PTY LTD	HI VIS RANGERS VEST	151.85
EFT23184	10/02/2017	SOUTHERN BLACKWOOD CONCRETE	LABOUR COST - LAY HESTER BROOK BFB SHED SLAB	1,500.00
EFT23185	10/02/2017	SPECIALTY TIMBER FLOORING WA	RECOATING OF MAIN AND MINOR STADIUM WITH SPORTS FLOOR FINISH	9,049.70
EFT23186	10/02/2017	STAPLES AUSTRALIA PTY LTD	VARIOUS SHIRE STATIONERY & OFFICE SUPPLIES	2,183.80
EFT23187	10/02/2017	STEWART & HEATON CLOTHING CO PTY LTD	DFES PROTECTIVE CLOTHING	846.34
EFT23188	10/02/2017	DION STEVEN	ENVIRONMENTAL WORKS FOR THE MONTH OF JANUARY	2,362.80
EFT23189	10/02/2017	ST JOHN AMBULANCE AUSTRALIA	CONTRIBUTION TOWARDS VOLUNTEER RECRUITMENT FUNCTION	195.00
EFT23190	10/02/2017	TENNANT	MAIN BRUSH & SIDE DISC BRUSHES FOR RIDE ON SWEEPER	692.99
EFT23191	10/02/2017	THE OWNER BUILDER	ANNUAL SUBSCRIPTION TO THE OWNER BUILDER MAGAZINE	49.50
EFT23192	10/02/2017	THE STABLES IGA	VARIOUS GROCERIES & SUPPLIES FOR SHIRE OFFICES	330.88
EFT23193	10/02/2017	THE BEST OUTDOOR SOLUTIONS SERVICE	SLASHING OF PRIVATE LAND FOR HAZARD REDUCTION	550.00
EFT23194	10/02/2017	THE MULBERRY TREE CAFE	REFRESHMENTS - COMMUNITY SERVICE DEPT	156.80
EFT23195	10/02/2017	TRADE HIRE	40 x CCB PANELS FOR NELSON STREET ROAD CLOSURE	384.00
EFT23196	10/02/2017	WA COUNTRY BUILDERS	REFUND OF SEPTIC TANK INSPECTION FEE	118.00
EFT23197	10/02/2017	WATM CRANE SALES AND SERVICES WA	ANNUAL SERVICE & INSPECTION OF HINO TIP TRUCK WITH CRANE	2,918.74
EFT23198	10/02/2017	WML CONSULTANTS	PROJECT MANAGEMENT, DESIGN & RFQ PROCESS FOR BROCKMAN HWY	4,785.00
EFT23205	16/02/2017	CAPITAL FINANCE	FINAL PAYMENT FOR PRINCIPAL BUILDING OFFICERS VEHICLE	15,832.71
EFT23206	21/02/2017	AUSTRALIAN TAXATION OFFICE	BAS FOR JANUARY 2017	44,904.00
EFT23207	23/02/2017	ABLE SALES	TO SUPPLY NEW 415V DIESEL GENERATOR FOR WASTE FACILITY	5,990.00
EFT23208	23/02/2017	AMPAC DEBT RECOVERY	DEBT COLLECTION CHARGES	2,676.14
EFT23209	23/02/2017	APH CONTRACTORS	FREIGHT	1,351.46
EFT23210	23/02/2017	ARROW BRONZE	ATTACHMENT PLAQUE	156.14
EFT23211	23/02/2017	B & J CATALANO PTY LTD	GRAVEL FOR NELSON ST RECONSTRUCTION	27,061.12
EFT23212	23/02/2017	ANTONY BALLARD	LABOUR FOR VARIOUS MAINTENANCE JOBS	1,750.00
EFT23213	23/02/2017	BELL'S PANEL & PAINT	EXCESS ON INSURANCE CLAIM	300.00
EFT23214	23/02/2017	BKS REFRIGERATION & AIR CONDITIONING	DEGASSING OF FRIDGES AND AIR CONDITIONERS AT THE WASTE FACILITY	363.00
EFT23215	23/02/2017	BLACKWOOD RURAL SERVICES	PARTS AND REPAIRS FOR WINNEJUP BFB FAST FILL PUMP & MINOR ITEMS	1,409.13

SHIRE OF BRIDGETOWN-GREENBUSHES

LIST OF ACCOUNTS PAID IN FEBRUARY TO BE RECEIVED

Cheque/ Voucher No.	Date of Payment	Payee	Payment Description	Payment Amount
EFT23216	23/02/2017	BLACKWOOD ENVIRONMENT SOCIETY	COMMUNITY LANDCARE SERVICE 01/01/2017 TO 30/06/2017	22,888.25
EFT23217	23/02/2017	BLACKWOODS	BOXES OF LINE MARKING PAINT	249.63
EFT23218	23/02/2017	JUDY BLAND	SEWING SERVICES FOR BUSH FIRE BRIGADE PPC	45.00
EFT23219	23/02/2017	BLACKWOOD FRESH	REFRESHMENTS - COUNCIL/COMMITTEE MEETINGS	67.32
EFT23220	23/02/2017	BLACKWOOD SKIP BINS	MONTHLY RENTAL & EMPTYING OF GLASS SKIP BIN - JANUARY	198.00
EFT23221	23/02/2017	BLISS FOR DESIGN	VARIOUS MINOR ITEMS & SUPPLIES	620.38
EFT23222	23/02/2017	BOOK TALK	6 X BOOK CLUB SETS	270.00
EFT23223	23/02/2017	JULIA ANN BOYLE	MONTHLY COUNCILLORS ALLOWANCE	880.00
EFT23224	23/02/2017	BRIDGETOWN MUFFLER & TOWBAR CENTRE	VARIOUS MINOR PARTS & EQUIPMENT	887.00
EFT23225	23/02/2017	BRIDGETOWN CARPET CARE	CARPETS CLEANED STAFF HOUSE - 31 GIFFORD RD	110.00
EFT23226	23/02/2017	BRIDGETOWN TIMBER SALES	VARIOUS HARDWARE ITEMS	830.20
EFT23227	23/02/2017	BRIDGETOWN GLASS SERVICE	REPAIR SMASHED WINDOW IN MEN'S TOILET AT MEMORIAL PARK	246.55
EFT23228	23/02/2017	BRIDGETOWN BOARDING KENNELS &	MONTHLY KENNEL & CATTERY FEES	190.00
EFT23229	23/02/2017	BRIDGETOWN GREENBUSHES BUSINESS &	BGBTA'S FEES FOR VISITOR CENTRE FULL MEMBERSHIPS FOR 16/17	1,050.00
EFT23230	23/02/2017	BRIDGETOWN MITRE 10 & RETRAVISION	VARIOUS MINOR ITEMS	582.34
EFT23231	23/02/2017	BRIDGETOWN PAINT SALES	PAINT SUPPLIES FOR LIBRARY MAINTENANCE & MINOR ITEMS	748.48
EFT23232	23/02/2017	BRIDGETOWN TYRES	ROCKER PANEL SWITCH	47.00
EFT23233	23/02/2017	BULLIVANTS PTY LTD	REPLACEMENT CHAIN SLING & WIRE ROPE SLING ASSEMBLY FOR CRANE	809.95
EFT23234	23/02/2017	BURGESS RAWSON (WA) PTY LTD	WATER USAGE - 29/11/2016 - 31/01/2017	17.37
EFT23235	23/02/2017	CHILD SUPPORT AGENCY	PAYROLL DEDUCTIONS	675.37
EFT23236	23/02/2017	CHILD SUPPORT AGENCY	PAYROLL DEDUCTIONS	221.39
EFT23237	23/02/2017	CHILD SUPPORT AGENCY	PAYROLL DEDUCTIONS	50.00
EFT23238	23/02/2017	CHUBB FIRE SAFETY LTD	MONTHLY SERVICING/MONITORING REC CENTRE FOR JANUARY	268.70
EFT23239	23/02/2017	CITY & REGIONAL FUELS	BULK FUEL & OIL FOR JANUARY	12,885.94
EFT23240	23/02/2017	CIVIC LEGAL	PROFESSIONAL FEES FOR DISPUTE WITH POOL CONTRACTOR	385.00
EFT23241	23/02/2017	CLEANAWAY PTY LTD	BIN CHANGE OVER CHARGES FOR BTOWN TRANSFER STATION	2,901.80
EFT23242	23/02/2017	COURIER AUSTRALIA	FREIGHT CHARGES	117.33
EFT23243	23/02/2017	CUSTOM SERVICE LEASING LTD	VEHICLE LEASING FOR FEBRUARY	625.09
EFT23244	23/02/2017	CUTTS TRANSPORT PTY LTD	2 PACKS OF HEAVY DUTY PAVERS FOR ADMIN BUILDING MAINTENANCE	850.26
EFT23245	23/02/2017	ELIZABETH DENNISS	REIMBURSEMENT FOR MINOR PURCHASES	36.54
EFT23246	23/02/2017	DILLINGER GROUP DEVELOPMENT	CONSULTANCY SERVICES - CEO PERFORMANCE REVIEW	5,800.00
EFT23247	23/02/2017	ROSALYN EDWARDS	REIMBURSEMENT FOR PAYMENT OF EMPLOYMENT MEDICAL EXAMINATION	256.10
EFT23248	23/02/2017	EMPORIUM BISTRO	STANDING COMMITTEE MEAL	299.00
EFT23249	23/02/2017	LGRCEU	PAYROLL DEDUCTIONS	82.00
EFT23250	23/02/2017	FIRST CLASS TRAINING	3 X EXCEL TRAINING ATTENDANCE REGISTRATIONS	945.00
EFT23251	23/02/2017	FULTON HOGAN PTY LTD	ASPHALT KERB/WATER DIVERTER NELSON ST	1,940.40

SHIRE OF BRIDGETOWN-GREENBUSHES

LIST OF ACCOUNTS PAID IN FEBRUARY TO BE RECEIVED

Cheque/ Voucher No.	Date of Payment	Payee	Payment Description	Payment Amount \$
EFT23252	23/02/2017	H C JONES & CO	INSTALL FLOAT VALVE FOR DEPOT & CLUBROOMS PUMP & MINOR REPAIRS	2,954.80
EFT23253	23/02/2017	HILLVIEW ELECTRICAL SERVICE	CONNECT THE NEW GENERATOR TO THE WASTE TIP ELECTRICAL BOARD	451.00
EFT23254	23/02/2017	STEVE HODSON	MONTHLY COUNCILLORS ALLOWANCE	880.00
EFT23255	23/02/2017	IXOM OPERATIONS PTY LTD	MONTHLY RENTAL OF CHLORINE CYLINDER	202.36
EFT23256	23/02/2017	JASON SIGNMAKERS	VARIOUS STREET & WARNING SIGNS	2,068.99
EFT23257	23/02/2017	KEYBROOK UTILITY SERVICES	ASBESTOS HAZARD REMOVAL	5,304.40
EFT23258	23/02/2017	ALBERT KLAASSEN ELECTRICAL	SPLIT OVERLOADED POWER CIRCUITS AT TO OLD YORNUP SCHOOL	2,585.00
EFT23259	23/02/2017	LOGIWEST EXPRESS	FREIGHT CHARGES	32.25
EFT23260	23/02/2017	DOREEN MACKMAN	MONTHLY COUNCILLORS ALLOWANCE	880.00
EFT23261	23/02/2017	MANJIMUP MOTORS PTY LTD	BEARING TAPER ROLLER FOR TRACTOR	147.84
EFT23262	23/02/2017	MARKETFORCE	VARIOUS SHIRE ADVERTISEMENTS	821.88
EFT23263	23/02/2017	JOANN MOORE	MONTHLY COUNCILLORS ALLOWANCE	880.00
EFT23264	23/02/2017	MOORE STEPHENS	2 X REGISTRATIONS TO 2017 BUDGETING WORKSHOP	1,563.10
EFT23265	23/02/2017	STEVEN MUNYARD	PAVE FOOTPATH WHERE ADMIN BUILDING GARDEN BED WAS REMOVED	850.00
EFT23266	23/02/2017	JOHN NICHOLAS	MONTHLY COUNCILLORS ALLOWANCE	1,730.00
EFT23267	23/02/2017	NOVUS AUTO GLASS SOUTH WEST	SUPPLY & FIT WINDSCREENS TO MHBA & GENERAL HANDS VEHICLES	784.50
EFT23268	23/02/2017	ONESTEEL DISTRIBUTION	76MM OD GALV POST & CAPS FOR SIGN MAINTENANCE	193.47
EFT23269	23/02/2017	ORH TRUCK SOLUTIONS PTY LTD	5M D SEAL FOR GARBAGE TRUCK	247.50
EFT23270	23/02/2017	P A DOUST & CO	CONCRETE FOR NELSON ST KERBING & FOR HESTER BROOK BFB SHED	8,113.10
EFT23271	23/02/2017	PEEL RESOURCE RECOVERY PTY LTD	MOBILISATION & MULCHING OF GREENWASTE PILE AT WASTE TIP	5,781.05
EFT23272	23/02/2017	P M ARCHDALL TANKMAKERS	22000 LITRE TANK FOR SUNNYSIDE BFB STATION	2,965.00
EFT23273	23/02/2017	A PRATICO	MONTHLY COUNCILLORS ALLOWANCE	880.00
EFT23274	23/02/2017	QUALITY SHOP	FRAMING OF AUSTRALIA DAY CERTIFICATES	650.00
EFT23275	23/02/2017	PETER QUINBY	MONTHLY COUNCILLORS ALLOWANCE	880.00
EFT23276	23/02/2017	REDWOOD HILLS	GRAVEL FOR HORNBY STREET	1,973.45
EFT23277	23/02/2017	RICHFEEDS AND RURAL SUPPLIERS	FENCE DROPPERS FOR SURVEY PEGS	75.50
EFT23278	23/02/2017	P M SCALLAN	MONTHLY COUNCILLORS ALLOWANCE	880.00
EFT23279	23/02/2017	SCHWEPPE AUSTRALIA PTY LTD	BLS KIOSK SUPPLIES	109.14
EFT23280	23/02/2017	SCOPE BUSINESS IMAGING	MONTHLY PRINTING AND COPYING CHARGES	3,798.52
EFT23281	23/02/2017	SHIRE OF BRIDGETOWN-GREENBUSHES	SOCIAL CLUB PAYMENTS FOR FEBRUARY	140.00
EFT23282	23/02/2017	SHIRE OF MANJIMUP	ASBESTOS TIPPING FEES FOR JANUARY	29.75
EFT23283	23/02/2017	SOUTH WEST FIRE UNITS	REPAIRS TO CATTERICK 24 - PUMP MOTOR	869.83
EFT23284	23/02/2017	STAPLES AUSTRALIA PTY LTD	VARIOUS STATIONERY SUPPLIES FOR SHIRE OFFICES	395.74
EFT23285	23/02/2017	STANS MANJIMUP FARM MACHINERY	FERRIS POLYRIB BELT FOR RIDE ON MOWER	107.85
EFT23286	23/02/2017	SUPACHOOK CARVERY	MEALS FOR FIRE CREWS AT EEDLE TERRACE FIRE	830.00
EFT23287	23/02/2017	THE WEST AUSTRALIAN	MB TIMES AUSTRALIA DAY WRAP-AROUND	180.00

SHIRE OF BRIDGETOWN-GREENBUSHES

LIST OF ACCOUNTS PAID IN FEBRUARY TO BE RECEIVED

Cheque/ Voucher No.	Date of Payment	Payee	Payment Description	Payment Amount
EFT23288	23/02/2017	THE STABLES IGA	EMERGENCY FOOD SUPPLIES FOR EEDLE TERRACE FIRE 25-27 JAN 2017	\$ 2,011.02
EFT23289	23/02/2017	TRADE HIRE	40 x CCB PANELS FOR NELSON STREET ROAD CLOSURE	144.00
EFT23290	23/02/2017	TRUCKLINE	MINOR PARTS & EQUIPMENT	66.02
EFT23291	23/02/2017	DAVID TUCK	SHIRE CONTRIBUTION TO CROSSOVER	1,095.00
EFT23292	23/02/2017	WA COFFEETALK PTY LTD	COFFEE MACHINE HIRE AND USAGE FOR BLC	391.60
EFT23293	23/02/2017	WARREN ELECTRICAL SERVICE	MINOR PARTS & EQUIPMENT	258.00
EFT23294	23/02/2017	SYDNEY WHEATLEY & SON	CART GRAVEL TO HORNBY STREET	1,320.00
EFT23295	23/02/2017	ALAN WILSON	MONTHLY COUNCILLORS ALLOWANCE	1,057.08
EFT23296	23/02/2017	WREN OIL	WASTE OIL DISPOSAL - JANUARY 2017	209.00
EFT23303	28/02/2017	CEMETERIES & CREMATORIA ASSOCIATION	REGISTRATION - CCAWA CONFERENCE 2017	320.00
CHEQUES				
30412	10/02/2017	BP BRIDGETOWN	MEALS FOR EEDLE TERRACE FIRE	733.50
30413	10/02/2017	CITY OF BUNBURY	CHALLENGE OF THE GIFT SEMINAR ATTENDANCE 15/12/2016	293.00
30414	10/02/2017	HANDYMAN SUBSCRIPTION	ANNUAL SUBSCRIPTION TO HANDYMAN MAGAZINE	39.95
30415	10/02/2017	MAGSHOP	ANNUAL SUBSCRIPTION TO APC MAGAZINE & MONEY MAGAZINE	124.99
30416	10/02/2017	SHIRE OF BRIDGETOWN-GREENBUSHES	STAFF DEBTORS FOR JANUARY	20.00
30417	10/02/2017	SYNERGY	ELECTRICITY	5,258.55
30418	10/02/2017	TELSTRA	TELEPHONE	3,711.21
30419	23/02/2017	FLYING DUCK CAFE	COUNCIL DINNER	746.00
30420	23/02/2017	MAGSHOP	ANNUAL SUBSCRIPTION TO HOUSE & GARDEN MAGAZINE	149.99
30421	23/02/2017	MOONRAKER INDUSTRIES	RECONSTRUCTION OF HORSE STALLS AT BRIDGETOWN SPORTSGROUND	38,160.10
30422	23/02/2017	PIVOTEL SATELLITE PTY LTD	TRACK SPOT TRACKERS	155.00
30423	23/02/2017	SHIRE OF BRIDGETOWN-GREENBUSHES	STAFF DEBTORS FOR FEBRUARY	2,332.00
30424	23/02/2017	SYNERGY	ELECTRICITY	9,818.55
30425	23/02/2017	TELSTRA	TELEPHONE	1,375.21
30426	23/02/2017	WATER CORPORATION	WATER USAGE	19,190.47
TRUST FUND				778,433.21
DIRECT DEBITS - LICENSING TRUST				
22111	01/02/2017	DEPARTMENT OF TRANSPORT	LICENSING PAYMENTS FOR 01/02/2017	2,607.80
22112	02/02/2017	DEPARTMENT OF TRANSPORT	LICENSING PAYMENTS FOR 02/02/2017	2,958.65
22113	03/02/2017	DEPARTMENT OF TRANSPORT	LICENSING PAYMENTS FOR 03/02/2017	5,297.40
22114	06/02/2017	DEPARTMENT OF TRANSPORT	LICENSING PAYMENTS FOR 06/02/2017	9,674.35
22115	07/02/2017	DEPARTMENT OF TRANSPORT	LICENSING PAYMENTS FOR 07/02/2017	3,948.65
22116	08/02/2017	DEPARTMENT OF TRANSPORT	LICENSING PAYMENTS FOR 08/02/2017	4,797.65
22117	09/02/2017	DEPARTMENT OF TRANSPORT	LICENSING PAYMENTS FOR 09/02/2017	7,287.75

SHIRE OF BRIDGETOWN-GREENBUSHES

LIST OF ACCOUNTS PAID IN FEBRUARY TO BE RECEIVED

Cheque/ Voucher No.	Date of Payment	Payee	Payment Description	Payment Amount \$
22118	10/02/2017	DEPARTMENT OF TRANSPORT	LICENSING PAYMENTS FOR 10/02/2017	5,006.30
22119	13/02/2017	DEPARTMENT OF TRANSPORT	LICENSING PAYMENTS FOR 13/02/2017	4,001.05
22120	14/02/2017	DEPARTMENT OF TRANSPORT	LICENSING PAYMENTS FOR 14/02/2017	4,274.80
22121	15/02/2017	DEPARTMENT OF TRANSPORT	LICENSING PAYMENTS FOR 15/02/2017	4,552.70
22122	16/02/2017	DEPARTMENT OF TRANSPORT	LICENSING PAYMENTS FOR 16/02/2017	6,366.90
22123	17/02/2017	DEPARTMENT OF TRANSPORT	LICENSING PAYMENTS FOR 17/02/2017	7,383.95
22124	20/02/2017	DEPARTMENT OF TRANSPORT	LICENSING PAYMENTS FOR 20/02/2017	4,310.75
22125	21/02/2017	DEPARTMENT OF TRANSPORT	LICENSING PAYMENTS FOR 21/02/2017	6,615.35
22126	22/02/2017	DEPARTMENT OF TRANSPORT	LICENSING PAYMENTS FOR 22/02/2017	4,564.70
22127	23/02/2017	DEPARTMENT OF TRANSPORT	LICENSING PAYMENTS FOR 23/02/2017	4,215.55
22128	24/02/2017	DEPARTMENT OF TRANSPORT	LICENSING PAYMENTS FOR 24/02/2017	6,926.75
22129	27/02/2017	DEPARTMENT OF TRANSPORT	LICENSING PAYMENTS FOR 27/02/2017	4,356.60
22130	28/02/2017	DEPARTMENT OF TRANSPORT	LICENSING PAYMENTS FOR 28/02/2017	10,673.35
CHEQUES - GENERAL TRUST				
2146	03/02/2017	BUILDING & CONSTRUCTION INDUSTRY	BCITF LEVIES COLLECTED FOR JANUARY	1,623.56
2147	03/02/2017	ERIC S JOESBURY	2 X ANIMAL TRAP BOND REFUNDS	104.20
2148	03/02/2017	SHIRE OF BRIDGETOWN-GREENBUSHES	SHIRES COMMISSION ON BSL'S COLLECTED FOR JANUARY	73.00
2149	24/02/2017	AUSWEST TIMBERS	REFUND OF HALL HIRE BOND - 12/01/2017	100.00
2150	24/02/2017	SHIRE OF BRIDGETOWN-GREENBUSHES	SHIRES COMMISSIONS	700.00
ELECTRONIC PAYMENTS - GENERAL TRUST				
EFT23114	03/02/2017	BUILDING COMMISSION	BSL'S COLLECTED FOR JANUARY	1,361.90
EFT23204	10/02/2017	ROBIN PALMER	ANIMAL TRAP BOND REFUND	52.10
EFT23298	24/02/2017	BLACKWOOD ENVIRONMENT SOCIETY	REVEGETATION BOND FOR SUBDIVISION ON RIVER ROAD	7,181.51
EFT23299	24/02/2017	STEVE HODSON	REFUND OF LANDSCAPING BOND LESS ADMIN FEE	1,158.38
EFT23300	24/02/2017	TALISON LITHIUM PTY LTD	REFUND OF HALL HIRE BOND - 8-9/12/2016	100.00
EFT23301	24/02/2017	WA COUNTRY BUILDERS	REFUND OF LANDSCAPING BOND, LESS ADMIN FEE	1,164.40
EFT23302	24/02/2017	J D WALKER	REFUND OF HALL HIRE BOND - 21/02/2017	100.00
CHEQUES - VISITOR CENTRE TRUST				
1262	10/02/2017	JOHN MASLIN	CONSIGNMENT STOCK SOLD FOR JANUARY	20.25
1263	10/02/2017	SHIRE OF BRIDGETOWN-GREENBUSHES	SHIRES COMMISSION ON BUS TICKETS SOLD FOR JANUARY	510.02
ELECTRONIC PAYMENTS - VISITOR CENTRE TRUST				
EFT23199	10/02/2017	ELIZABETH DENNISS	CONSIGNMENT STOCK SOLD FOR JANUARY	18.75
EFT23200	10/02/2017	ANNE HARSE	CONSIGNMENT STOCK SOLD FOR JANUARY	33.75
EFT23201	10/02/2017	PANCAKE DESIGNS	CONSIGNMENT STOCK SOLD FOR JANUARY	135.00
EFT23202	10/02/2017	PUBLIC TRANSPORT AUTHORITY OF	BUS TICKETS SOLD FOR JANUARY	1,755.22
EFT23203	10/02/2017	SOUTH WEST COACH LINES	BUS TICKETS SOLD FOR JANUARY	587.66


SHIRE OF BRIDGETOWN-GREENBUSHES

LIST OF ACCOUNTS PAID IN FEBRUARY TO BE RECEIVED

Cheque/ Voucher No.	Date of Payment	Payee	Payment Description	Payment Amount
EFT23297 V300147	24/02/2017 06/02/2017	STEVEN HEATH COMMONWEALTH BANK	REFUND OF ACCOMMODATION CHARGES TOTAL ACCOMMODATION FOR THE MONTH OF FEBRUARY	\$ 338.00 18,177.00 <u>145,115.70</u>

This schedule of accounts paid for the Municipal Fund totalling \$778,433.21 and for the Trust Fund totalling \$145,155.70 which was submitted to each member of the Council on 30 March 2017 has been checked and is fully supported by vouchers and invoices which are submitted herewith and which have been duly certified as to the receipt of goods and the rendition of services and as to prices, computations and castings.

Total creditor accounts outstanding as at 28/02/2017 is \$318,063.85


 30 March 2017
 CHIEF EXECUTIVE OFFICER



Standing Committee Minutes Index – 9 March 2017

Subject	Page No
Acknowledgment of Country	2
Attendance & Apologies.....	2
Attendance of Gallery	2
Petitions/Deputations/Presentations.....	2
Comment on Agenda Items by Parties With an Interest.....	2
Confirmation of Minutes	3
SC.01/0317 Ordinary Meeting held 9 February 2017	3
Announcements/Briefings by Elected Members	3
Notification of Disclosure of Interest.....	3
Consideration of Motions of which Previous Notice Has Been Given	4
Reports of Officers.....	4
SC.04/0317 <i>The Youth Plan 2017-2021</i>	4
Policy	9
SC.02/0317 Request for Council to Adopt a 'Wood Encouragement Policy'	9
SC.03/0317 Proposed Policy – Salary Packaging	13
Local Laws	16
Strategy	16
SC.04/0317 <i>The Youth Plan 2017-2021</i>	16
Organisation Development.....	16
SC.05/0317 Rolling Action Sheet	16
Urgent Business Approved By Decision.....	17
Responses to Elected Member Questions Taken on Notice	17
Elected Members Questions With Notice.....	17
Briefings by Officers	17
Notice of Motions for Consideration at Next Meeting	17
Matters Behind Closed Doors	18
Closure	18
List of Attachments.....	18

Minutes of a Meeting of the Local Laws, Strategy, Policy & Organisation Development Standing Committee held in the Council Chambers on Thursday, 9 March 2017 commencing at 5.30pm.

The Presiding Member opened the Meeting at 5.30pm

Acknowledgment of Country – Presiding Member

On behalf of the Councillors, staff and gallery, I acknowledge the Noongar People, the Traditional Owners of the Land on which we are gathered, and pay my respects to their Elders both past and present.

Attendance & Apologies

Presiding Member - D Mackman
- J A Boyle
- S C Hodson
- J R Moore
- J Nicholas
- A Pratico
- P Quinby
- P Scallan

In Attendance - T P Clynch, CEO
- M Larkworthy, Executive Manager Corporate Services
- E Denniss, Executive Manager Community Services
- T M Lockley, Executive Assistant

Apologies - Cr A Wilson

Gallery

R Wittenoon, J Beckerling, T Beechey, J Boyle, M Johns, S Youngson

Petitions/Deputations/Presentations

Presentation

Jess Beckerling - Forests for Life

Presentation

Reece Williams – The Makers

Comment on Agenda Items by Parties With an Interest

S Youngson - SC.04/0317 - The Youth Plan 2017-2021

Mrs Youngson spoke in support of the Officer Recommendation

Confirmation of Minutes

SC.01/0317 Ordinary Meeting held 9 February 2017

A motion is required to confirm the Minutes of the Ordinary Meeting of the Local Laws, Strategy, Policy & Organisation Development Standing Committee held 9 February 2017 as a true and correct record.

**Committee Decision *Moved Cr Nicholas, Seconded Cr Moore*
SC.01/0317 That the Minutes of the Ordinary Meeting of the Local Laws, Strategy, Policy & Organisation Development Committee held 9 February 2017 be confirmed as a true and correct record.**

Carried 8/0

Announcements/Briefings by Elected Members - Nil

Notification of Disclosure of Interests

Section 5.65 or 5.70 of the Local Government Act requires a Member or Officer who has an interest in any matter to be discussed at a Committee/Council Meeting that will be attended by the Member or Officer must disclose the nature of the interest in a written notice given to the Chief Executive Officer before the meeting; or at the meeting before the matter is discussed.

A Member who makes a disclosure under Section 5.65 or 5.70 must not preside at the part of the meeting relating to the matter; or participate in; or be present during, any discussion or decision making procedure relating to the matter, unless allowed by the Committee/Council. If Committee/Council allow a Member to speak, the extent of the interest must also be stated.

Name	T Clynch
Type of Interest	Financial
Item No.	SC.03/0317 - Proposed Policy – Salary Packaging
Nature of Interest	The report concerns potential remuneration benefits noting however that my current contract of employment allows salary sacrificing to occur

Name	E Denniss
Type of Interest	Financial
Item No.	SC.03/0317 - Proposed Policy – Salary Packaging
Nature of Interest	The report concerns potential remuneration benefits noting however that my current contract of employment allows salary sacrificing to occur

Name	M Larkworthy
Type of Interest	Financial
Item No.	SC.03/0317 - Proposed Policy – Salary Packaging
Nature of Interest	The report concerns potential remuneration benefits noting however that my current contract of employment allows salary sacrificing to occur

Consideration of Motions of Which Previous Notice has been Given - Nil

Reports of Officers

Reports of Officers have been divided into the following Categories:

- Policy
- Local Laws
- Strategy
- Organisation Development

After receiving the concurrence of Members, the Presiding Member announced that in accordance with Clause 3.6 of the Standing Orders Local Law, Item SC.04/0317 would be brought forward for consideration

ITEM NO.	SC.04/0317	FILE REF.	
SUBJECT	The Youth Plan 2017-2021		
OFFICER	Grants and Services Manager		
DATE OF REPORT	9 March 2017		

Attachment 3	Written Submission Blackwood Youth Action Inc
Attachment 4	Submission Schedule
Attachment 5	Revised Draft Youth Plan 2017-2021
Attachment 6	Instrument of Appointment

OFFICER RECOMMENDATION That Council:

1. Notes the content of the written submission received from Blackwood Youth Action as per Attachment 3 and the notes the Submission Schedule as per Attachment 4.
2. Adopts the revised Draft Youth Plan 2017-2021 (Attachment 5) with the 2 changes as identified in Attachment 2 as follows:
 - (i) On page 14 where the names of the service providers and youth organisations are detailed, No 11 Blackwood Youth Advocacy Inc. will be changed to read Blackwood Youth Action Inc.
 - (ii) On Page 14, in the Key Theme Table under the heading "Concerns" the points below will be included:
 - Lack of accessibility to services due to transport.
 - Small number of services available
 - Lack of anonymity
 - Few opportunities in the out of school environment to support and engage marginalised and at risk youth.
3. Adopts the Youth Advisory Committee Instrument of Appointment & Delegation as per Attachment 6.

Summary/Purpose

1. This recommendation seeks to note the content of the written submission received during the submission period for the Youth Plan 2017-2021 and the officer comments in relation to the submissions received.
2. This recommendation seeks to endorse the revised draft Youth Plan 2017-2021 incorporating the following changes:
 - (iii) On page 14 where the names of the service providers and youth organisations are detailed, No 11 Blackwood Youth Advocacy Inc. will be changed to read Blackwood Youth Action Inc.
 - (iv) On Page 14, in the Key Theme Table under the heading "Concerns" the points below will be included:
 - Lack of accessibility to services due to transport.
 - Small number of services available
 - Lack of anonymity
 - Few opportunities in the out of school environment to support and engage marginalised and at risk youth.
3. Committees established under Section 5.9 of the Local Government Act are required to have their members appointed by an absolute majority vote and have an Instrument of Appointment & Delegation endorsed by Council. Council have endorsed the establishment of a Youth Advisory Committee and decided to review the Instrument of Appointment and Delegation upon the completion of the period of public consultation.

Background

In May 2014 the Shire was given the opportunity to receive funding to the value of \$10,000 through the Department of Communities, now the Department of Local Government and Communities, to complete comprehensive youth consultation based on a participatory decision making model of consultation.

In May 2015 Council were offered a second amount of \$10,000 from the Department of Local Government and Communities to assist with the completion of the strategy and begin planning the implementation of the strategy based on the outcomes of the consultation. This sum was offered the Local Governments that had received the initial funding in a non-competitive funding offer.

Initial planning for the youth consultation process began in late 2014 when a consultant was identified who was enthusiastic and willing to approach the consultation process based on participatory decision making principles and requirements, which often require increased time frames and creative capacity.

The consultant was contracted to work with Shire officers to complete the consultation and draft Youth Plan. After meeting with each of the principals from the regional high schools in November 2014 it was agreed to defer the consultation process until 2015 given the study requirements of students toward the end of each school year.

The project was further deferred until the completion of the consultation for the review of the Age Friendly Communities Plan. The consultation for the Age Friendly

Community Plan was completed and the plan written by March 2016. The Age Friendly Community Plan and was adopted by Council in June 2016.

Planning for the Youth consultation began in earnest in early 2016 with a visit to each of the schools to discuss the revised methodology and a comprehensive review of Councils current strategies and the inclusion of a group of youth engagement specialists, The Makers.

The comprehensive consultation for the Youth Plan included:

- Review of current strategies
- Review of regional youth services
- Stakeholder Interviews
- Discussion with the principals from Manjimup Senior High School, Bridgetown High School and Kearnan College
- Youth engagement activity at each school
- Youth Leadership Team invitations for participation
- HACK day
- Pilot testing of community survey
- Survey available online and hard copy from;
 - Regional High Schools
 - Bridgetown Library
 - Bridgetown Leisure Centre
 - Shire Facebook Page ink
 - Greenbushes CRC
- Activities planning (Dunk Tank and BLC Take Over)
- Activities facilitation
- Agreement on relevant inclusions for the new plan

The aim of the process was to establish and work with a youth focus group from a broad cross-section of the community to delve into the community's assets, opportunities, issues and challenges for our young people.

Since mid-2016, Shire officers and a community development consultant engaged with the Youth Leadership Team (YLT) on a regular basis. YLDT determined the frequency, duration and location for each meeting over a four-month period.

The YLT was formed to assist officers to connect and engage with other young people throughout the Shire. Together, the YLT identified and prioritised ideas and projects that were identified as being important to enable change and growth. At the end of the consultation process the YLT (also known as HACK) formed a positive and innovated team of young people, most of whom wish to continue working together to implement the Youth Strategy.

Importantly, this process has provided the focus group members with an opportunity to learn more about how democratic decision-making works in local government. This has include; prioritizing competing projects; expenditure/budgeting; key focus areas; and the importance of working in partnership with other groups in the delivery of prioritized youth projects.

In December 2016 in a Special Meeting of Council (SpC.01/1216) it was decided in part to note the draft Youth Plan 2017-2021 and seek community comment on the document for a period of 6 weeks prior to formal endorsement.

In the same meeting (SpC.01/1216a) Council also decided to establish a Youth Advisory Committee to implement Council's strategic objectives regarding young people within the Shire (SpC.01/1216d) and defer consideration of the draft Instrument of Appointment & Delegation for the Youth Advisory Committee until the public consultation period was completed.

Officer Comment

The revised Draft Youth Plan 2017-2021 provides a clear snapshot of the current socio-economic, physical and emotional wellbeing of members of the community aged between 12 and 18 years. The Plan has been compiled to aid Council's decision making regarding the current and future needs and concerns of this demographic of the community over the next 5 years as an informing strategy in the Integrated Planning Framework and suite of documents.

The Draft Youth Plan 2017-2021 has been available to the community for comment for the approved time frame of 6 weeks, concluding on the 24 February 2017. During this time 1 submission was received. The submission detailed a number of points which have been summarised in the Submission Schedule (refer Attachment 4) and has led to 2 recommended changes being suggested in the finalization of the Youth Plan 2017-2021.

Should Council endorse the Youth Advisory Committee Instrument of Appointment & Delegation, written expressions of interest will be sought from community representatives with a view of bringing the nominations to Council for endorsement at the April Council meeting.

Statutory Environment - Not Applicable

Section 5.10 of the *Local Government Act 1995*, outlines the process for appointing committee members.

Section 5.10(2) of the Act states that any given time each council member is entitled to be a member of at least one committee. As all councillors are members of the Standing Committee this section of the Act is currently fulfilled.

Section 5.10(4) of the Act requires that if the President wishes to be a member of a committee he/she is to be automatically appointed to that committee.

Policy/Strategic Implications

The recommendations impact on a key strategic document review and affect documents included as informing strategies in the Community Services Strategy to provide guidance to officers with regard to service delivery. The Draft Youth Plan 2017-2021 will, once finalised, become an informing strategy within the Integrated Planning Framework, in particular informing the Strategic Community Plan.

Budget Implications – Not Applicable

There are no budget implications directly associated with the recommendations. The Youth Advisory Committee will, in due course, require Council consideration of

expenditure and it is expected that this will be addressed through the annual budget planning process and existing budget allocations provided for youth service delivery.

Fiscal Equity – Not Applicable

Whole of Life Accounting

The Plan will provide representative strategic direction to assist with Councils decision making in relation to service delivery so that whole of life accounting implications are considered.

Social Equity

The aim of the recommendations is to seek to improve social equity by continuing to progress the ongoing development of youth involvement, engagement and inclusion in the community by ensuring that the Youth Plan is current and representative of the needs of youth in the community.

Ecological Equity – Not Applicable

Cultural Equity – Not Applicable

Risk Management

Council can mitigate risk in service provision investment by ensuring that the strategic document is representative and current, increasing Council's understanding of the community and ensuring the representative nature of the direction and decisions of Council.

Continuous Improvement

Council can achieve continuous improvement in service provision by ensuring that the strategic documents that guide Councils decision making are “living” documents that accurately reflect the evolving needs and preferences of the sector of the community the document is intended to support.

Voting Requirements

An Absolute Majority is required for the establishment of an Advisory Committee

**Committee Recommendation Moved Cr Scallan, Seconded Cr Pratico
SC.04/0317 That Council notes the content of the written submission received from Blackwood Youth Action as per Attachment 3 and the notes the Submission Schedule as per Attachment 4.**

Carried 8/0

**Committee Recommendation Moved Cr Scallan, Seconded Cr Pratico
S.04/0317a That Council adopts the revised Draft Youth Plan 2017-2021 (Attachment 5) with the 3 changes as identified in Attachment 4 as follows:**

- (i) On page 14 where the names of the service providers and youth organisations are detailed, No 11 Blackwood Youth Advocacy Inc. will be changed to read Blackwood Youth Action Inc.**
- (ii) On Page 14, in the Key Theme Table under the heading “Concerns” the points below will be included:**
 - Lack of accessibility to services due to transport.**
 - Small number of services available**
 - Lack of anonymity**

- *Few opportunities in the out of school environment to support and engage marginalised and at risk youth.*
- (iii) *On Page 7, subheading 'Education' – end of 2nd paragraph - change 'might be offered' to 'would be offered'.*

Carried 8/0

Committee Recommendation *Moved Cr Scallan, Seconded Cr Pratico*
SC.04/0317b *Adopts the Youth Advisory Committee Instrument of Appointment & Delegation as per Attachment 6.*

Carried 8/0

Policy

ITEM NO.	SC.02/0317	FILE REF.	
SUBJECT	Request for Council to Adopt a 'Wood Encouragement Policy'		
PROPONENT	W.A. Forest Communities Network		
OFFICER	Chief Executive Officer		
DATE OF REPORT	28 February 2017		

Attachment 1 Draft 'Wood Encouragement' Policy

OFFICER RECOMMENDATION that Council, noting the recommendation from its Sustainability Advisory Committee, declines to adopt the proposed Wood Encouragement Policy.

Summary/Purpose

The W.A. Forest Communities Network is requesting Council consider adopting a "Wood Encouragement Policy" (WEP) for application within the Shire of Bridgetown-Greenbushes. Within the last 12 months the policy has been adopted by the Shires of Manjimup and Nannup.

The draft policy was referred to Council's Sustainability Advisory Committee with that Committee recommending Council not adopt the policy in its current form.

Background

The mission of W.A. Forest Communities Network is to represent and act in the best interests of communities which are associated with forest and timber sectors in Western Australia and to foster a healthy and sustainable future for those communities and their associated forests.

W.A. Forest Communities Network encourages the sensible, balanced multiple use of our sustainable forests for the benefit of all Australians. Among W.A. FCN's many activities we aim to:

- Improve public knowledge, awareness and understanding of forest issues.
- Provide a national grassroots voice for people associated with Australia's sustainable forest-based communities.
- Help inform government decision-making processes so that balanced and well-founded decisions can be made.

- Ensure ecologically unique areas of Australian forests are properly managed.
- Provide factual and researched information to Australians on forest environments, sustainable management and related issues within rural communities.

The use of wood as a renewable building product that stores carbon has been acknowledged by Local Governments in countries such as New Zealand, the United Kingdom, Japan, Canada, Finland and the Netherlands who have adopted a WEP.

In December 2014, Latrobe City Council was the first local government in Australia to adopt a WEP. By way of summary, the purpose of the policy was to:

- a) Recognise the importance of the timber industry to both Latrobe City and the broader Gippsland region;
- b) Stimulate sustainable economic development within the timber and wood products industry and encourage value adding products within the industry;
- c) To promote the use of wood as a renewable building material available that stores carbon;
- d) Encourage the use of wood as a building material for construction and building fit out, with particular reference to their Council infrastructure;
- e) Recognise the positive attributes of wood as a construction material; and
- f) Encourage the use of responsibly sourced timber and other wood products.

The policy was formulated through detailed consultation with various stakeholder groups and a public consultation process.

Subsequently at its National Congress held June 2015, the Australian Local Government Association resolved *“That this National Assembly support the use and promotion of timber products by Local Government across Australia, using a policy similar to the Wood Encouragement Policy developed by Latrobe City Council.”* Since then various Local Governments throughout Australia have adopted similar WEP’s.

Various organisations such as Planet Ark and the WA Forest Communities Network (WA FCN) are promoting the adoption of WEP’s.

In November 2015, the WA Forest Communities Network held a “Wood in Focus Forum” in Bunbury. Following this, WA Forest Communities Network representatives attended the WA South West Zone of WALGA, held in Boyup Brook. These forums resulted in the Shire of Nannup investigating and in January 2016, adopting the pro forma policy, based on the Latrobe City Policy. In December 2016 the Shire of Manjimup adopted the policy with some minor alterations.

Sustainability Advisory Committee Comment and Recommendation

The draft Wood Encouragement Policy was referred to Council’s Sustainability Advisory Committee (SAC) for consideration and recommendation to Council. The SAC considered this at its meeting held on 15 February 2017 and have provided the following recommendation to Council:

That the Wood Encouragement Policy, as presented to the Committee, is not suitable or supportable in this current form. The document is ill defined especially in relation to the source of wood and has scant regard for all of the aspects of sustainability.

SAC are of the view that the draft policy is ill-defined or ambiguous rendering the interpretation of the policy meaningless. The SAC is critical that “sustainability” is used twice; once in the preamble and then later where it is defined as economical sustainability. The SAC is of the view that sustainability should reflect the triple bottom line; environment, economy, and social aspects; it should enshrine preservation in perpetuity and support the systems that life depends upon. Sustainability should reflect regenerative or restorative natures.

The SAC further comments that there is no distinction between forest timber which in its view is not sustainable in the south west and plantation timbers which are deemed sustainable.

Officer Comment

The draft policy has been prepared to encourage the use of wood in order to enhance employment and economic development. The W.A. Forest Communities Network promotes sustainable forest management as being about finding the balance – protecting our forests for future generations, while also providing many other benefits including the timber and timber products we use every day. It further states that for our forests to be truly sustainable they have to support all our communities' environmental, social and economic needs and values now and into the future.

The proposed policy wouldn't bind Council to using wood more than it does now. In reality our two most recent capital building projects (library and pool) had an extensive use of wood and didn't require a specific policy for this to occur. The need for the policy is therefore questioned at officer level.

Statutory Environment - Nil

Integrated Planning

- Strategic Community Plan
Objective 2 – our unique natural and built environment is protected and enhanced
Outcome 2.8 - Natural resources are used efficiently and effectively
Strategy 2.8.2 - Future development of Shire buildings incorporates environmentally sustainable design principles
- Corporate Business Plan - Nil
- Long Term Financial Plan - Nil
- Asset Management Plans - Nil
- Workforce Plan - Nil

➤ Other Integrated Planning – Nil

Budget Implications

Nil for adoption of the policy

Fiscal Equity – Not Applicable

Whole of Life Accounting – Not Applicable

Social Equity – Not Applicable

Ecological Equity

The Sustainability Advisory Committee has questioned the ecological relevance of the proposed policy.

Cultural Equity – Not Applicable

Risk Management

Adoption of an approach to use 'wood first' would be problematic as it would most likely result in a substantial increase in ongoing maintenance. Such an approach is not recommended.

Continuous Improvement – Not Applicable

Voting Requirements – Simple Majority

**Committee Recommendation Moved Cr Boyle, Seconded Cr Quinby
SC.02/0317 That Council, noting the recommendation from its Sustainability
Advisory Committee, declines to adopt the proposed Wood Encouragement
Policy.**

Carried 8/0

The CEO, being the author of the agenda item, declared a financial interest in Item SC.03/0317 due to the report concerning potential remuneration benefits noting however that the CEO's current contract of employment allows salary sacrificing to occur

Ms Denniss declared a financial interest in Item SC.03/0317 due to the report concerning potential remuneration benefits noting however that her current contract of employment allows salary sacrificing to occur.

Mrs Larkworthy declared a financial interest in Item SC.03/0317 due to the report concerning potential remuneration benefits noting however that her current contract of employment allows salary sacrificing to occur.

ITEM NO.	SC.03/0317	FILE REF.	
SUBJECT	Proposed Policy – Salary Packaging		
OFFICER	Chief Executive Officer		
DATE OF REPORT	28 February 2017		

Attachment 2 Draft Policy – Salary Packaging

OFFICER RECOMMENDATION that Council adopt Policy A.26 – Salary Packaging.

Summary/Purpose

In response to a recent approach from a Shire employee a draft Salary Packaging Policy has been prepared for Council consideration.

Background

Recently the CEO was approached by a member of the Shire staff wishing to enter into a salary packaging proposal in order to enter into a novated lease for a private motor vehicle.

Currently other than salary sacrificing superannuation payments only Shire staff employed on fixed term contracts are eligible to enter into salary packaging. The above employee is not employed on a fixed term contract. The CEO undertook to develop a draft policy for presentation to Council in order to determine if Council wished to facilitate access by all permanent employees to the benefits of salary packaging.

Salary Packaging means an arrangement between an employee and employer whereby the employee elects to exchange cash salary for benefits but for the purposes of the draft policy does not include superannuation contributions.

Superannuation is already offered as a salary packaging benefit by the Shire of Bridgetown-Greenbushes and will continue to be offered outside of this Policy.

Salary Packaging is primarily a staff attraction and retention tool however to date the absence of such a policy hasn't been shown to be a disincentive for staff attraction or retention.

Under the draft Policy salary packaging will be made available to employees as a benefit in accordance with any operational practices and procedures implemented by the CEO and in accordance with ATO legislation, rulings, and any other relevant

legislation, as amended from time to time, but only to the extent of the Allowable Benefits as defined. These Allowable Benefits are:

- Work Related Items – i.e. laptops, mobile phones
- Novated Leasing of Vehicles
- Remote Area Housing Benefit - Rental
- Remote Area Housing Benefit Mortgage Interest
- Remote Area Domestic Energy

Some of the key points of the draft policy are:

- Salary Packaging Arrangements will be administered at no financial cost to the Shire and where required by the CEO (or when required the external salary package provider administering the package). As part of any salary packaging arrangement, the cost of administering the package (if applicable) is to be met by the participating employee. Prior to approval by the CEO of any Salary Packaging Arrangements the participating employee is to be provided with a cost estimate for the Shire to administer the package in the form of an estimate of the number of hours per annum that Shire staff will expend on administering the employee's Salary Packaging Arrangements with an annual administration fee calculated based on the estimated hours times the salary and overheads of the relevant employee charged with administering the Shire's end of the arrangements. This administration fee will be charged against the employee as a payroll deduction and a written agreement is to be entered into prior to the Salary Packaging Arrangements commencing.
- All employees entering into a salary packaging arrangement for the purposes of an allowable benefit must enter into an agreement as appropriate to the type of benefit. All employees must ensure compliance with the agreement entered into and all organisational practices and procedures, as amended from time to time.
- Any Fringe Benefits Tax (FBT) or other tax liability is to be met by the participating employee and the employee must agree to this by signing a salary packaging agreement prior to entering into a salary packaging arrangement with the Shire.
- It is an individual employee's responsibility to monitor packaging arrangements and to be aware of and responsible for any individual consequences of participating in an arrangement relating to allowable benefits. The Shire strongly urges employees contemplating salary packaging to seek independent financial or other appropriate advice.
- Benefits of participation will vary according to individual circumstances and individual participation, therefore participation is a matter of individual employee decision, responsibility and risk.

- In the event of tax rulings or laws changing the Shire of Bridgetown-Greenbushes takes no responsibility or liability for the rectification, amendment or ceasing of any existing Salary Packaging arrangement.

Statutory Environment

Salary packaging is a complex area of remuneration management and the Council must comply with the requirements of the Australian Taxation Office (“ATO”) and relevant State and Federal taxation legislation and regulations associated with FBT and salary packaging.

Integrated Planning

- Strategic Community Plan
Objective 4 – a collaborative and engaged community
Outcome 4.7 – a high standard of human resource management practices
- Corporate Business Plan - Nil
- Long Term Financial Plan - Nil
- Asset Management Plans – Not Applicable
- Workforce Plan
Although employee benefits such as opportunities for salary packaging aren’t specifically referenced in the Workforce Plan there does exist various comments advocating the development of recruitment and retention systems. The provision of salary packaging is an increasingly common staff attraction/retention tool for local governments.
- Other Integrated Planning - Nil

Policy

The provision of salary packaging opportunities to employees is proposed via a Council policy rather than inclusion in an employee collective agreement or enterprise bargaining agreement as it gives the Council flexibility to review the arrangement in future, particularly if changes occur to applicable taxation rules.

Budget Implications

Any salary packaging benefits other than work related items must be administered through an external provider. No charges are to be incurred by the Shire for the set-up of the Salary Packaging arrangements. Any costs charged by the external provider will be built into the contract or arrangement between it and the employee. The cost of any associated fees and charges (administrative or FBT) for each package arrangement will be borne by the employee. The administrative costs for the Shire to administer the relevant payroll deductions will be reimbursed by the employee in the form of a separate (minimal) payroll deduction.

Fiscal Equity – Not Applicable

Whole of Life Accounting – Not Applicable

Social Equity – Not Applicable

Ecological Equity – Not Applicable

Cultural Equity – Not Applicable

Risk Management

The draft policy clearly states that FBT or other tax liability is to be met by the participating employee and it is an individual employee's responsibility to monitor packaging arrangements and to be aware of and responsible for any individual consequences of participating in an arrangement relating to allowable benefits.

Continuous Improvement – Not Applicable

Voting Requirements – Simple Majority

**Committee Recommendation Moved Cr Pratico, Seconded Cr Hodson
SC.03/0317 That Council adopt Policy A.26 – Salary Packaging.**

Carried 8/0

Local Laws - Nil

Strategy

ITEM NO.	SC.04/0317	FILE REF.	
SUBJECT	The Youth Plan 2017-2021		
OFFICER	Grants and Services Manager		
DATE OF REPORT	9 March 2017		

Refer to page 4

Organisation Development

ITEM NO.	SC.05/0317	FILE REF.	209
SUBJECT	Rolling Action Sheet		
OFFICER	Chief Executive Officer		
DATE OF REPORT	1 March 2017		

Attachment 7 Rolling Action Sheet

OFFICER RECOMMENDATION that the information contained in the Rolling Action Sheet be noted.

Summary/Purpose

The presentation of the Rolling Action Sheet allows Councillors to be aware of the current status of Items/Projects that have not been finalised.

Background

The Rolling Action Sheet has been reviewed and forms an Attachment to this Agenda.

Statutory Environment – Nil

Policy/Strategic Plan Implications – Nil

Budget Implications – Nil

Fiscal Equity – Not Applicable

Whole of Life Accounting – Not Applicable

Social Equity – Not Applicable

Ecological Equity – Not Applicable

Cultural Equity – Not Applicable

Risk Management – Not Applicable

Continuous Improvement – Not Applicable

Voting Requirements – Simple Majority

Committee Recommendation *Moved Cr Pratico, Seconded Cr Quinby SC.05/0317 That the information contained in the Rolling Action Sheet be noted.*

Carried 8/0

Urgent Business Approved by Decision - Nil

Responses to Elected Members Questions Taken on Notice - Nil

Elected Members Questions With Notice - Nil

Briefings by Officers

The CEO announced that Bridgetown has been included in the WA route for the Baton Relay for the upcoming 2018 Commonwealth Games that are to be held at the Gold Coast. The Baton will come through on Thursday 23 February 2018. The CEO provided information on the proposed route through Bridgetown and the process for Baton bearers to be selected

Notice of Motions for Consideration at Next Meeting - Nil


Matters Behind Closed Doors - Nil

Closure

The Presiding Member closed the Meeting at 7.30pm

List of Attachments

Attachment	Item No.	Details
1	SC.02/0317	Draft 'Wood Encouragement' Policy
2	SC.03/0317	Draft Policy – Salary Package
3	SC.04/0317	Written Submission Blackwood Youth Action Inc
4	SC.04/0317	Submission schedule
5	SC.04/0317	Revised Draft Youth Plan 2017-2021
6	SC.04/0317	Instrument of Appointment
7	SC.05/0317	Rolling Action Sheet

Minutes checked and authorised by CEO, Mr T Clynch		10.3.17
---	--	---------

CERTIFICATION OF MINUTES

As Presiding Member, I certify that the Minutes of the Local Laws, Strategy, Policy & Organisation Development Standing Committee Meeting held 9 March 2017 were confirmed as a true and correct record of the proceedings of that meeting at the Standing Committee meeting held on 13 April 2017.

.....13 April 2017